



Weekly COVID-19 Public Health Report

The Weekly Public Health Report includes enhanced, more granular information to be updated on a weekly, or biweekly basis, including town-by-town case and testing information, cases and deaths in Long Term Care Facilities, updates on nursing facility audit results, and more.





Table of Contents

Count and Rate (per 100,000) of Confirmed COVID-19 Cases and Persons Tested in MA by City/TownPage 3

Map of Count of Confirmed COVID-19 Cases in MA by City/Town.....Page 15

Map of Count of Persons Tested for COVID-19 (PCR only) per 100,000 populations.....Page 16

Map of Percent Positivity (PCR only) for COVID-19 in MA by City/Town.....Page 17

Massachusetts residents subject to COVID-19 quarantine.....Page 18

Long Term Care Facilities With 2+ Known COVID Cases and Facility-Reported Deaths.....Page 19

Nursing Facilities Baseline Testing.....Page 25

Nursing Facilities Clinical Audits.....Page 38

Assisted Living Residences with 2+ Known COVID Cases.....Page 48

Daily Nursing Home, Rest Home, Assisted Living Residence and EHS Testing Program.....Page 52

PPE Distribution by Recipient Type and Geography.....Page 53

Department of Corrections on-site testing program.....Page 54

Coronavirus Disease 2019 (COVID-19) Cases in MA

As of May 27, 2020

Count and Rate (per 100,000) of Confirmed COVID-19 Cases and Persons Tested¹ in MA by City/Town, January 1, 2020 – May 27, 2020

City/Town	Count	Rate	Total Persons Tested	Tested Rate	Percent Positivity
Abington	226	1258.28	1346	7,494	16.8%
Acton	148	623.63	1212	5,107	12.2%
Acushnet	81	774.87	666	6,371	12.2%
Adams	35	422.67	344	4,154	10.2%
Agawam	433	1513.76	2079	7,268	20.8%
Alford	0	0	7	1,501	0.0%
Amesbury	168	1009.29	1172	7,041	14.3%
Amherst	89	219.76	1115	2,753	8.0%
Andover	288	799.66	2008	5,575	14.3%
Aquinnah	0	0	10	3,772	0.0%
Arlington	291	635.25	2251	4,914	12.9%
Ashburnham	29	461.79	326	5,191	8.9%
Ashby	15	433.84	152	4,396	9.9%
Ashfield	<5	*	46	2,682	*
Ashland	232	1190.18	1233	6,325	18.8%
Athol	55	459.67	864	7,221	6.4%
Attleboro	609	1316.25	3354	7,249	18.2%
Auburn	196	1188.42	1257	7,622	15.6%
Avon	66	1506.61	397	9,062	16.6%
Ayer	72	891.09	1429	17,686	5.0%
Barnstable	339	755.93	2679	5,974	12.7%

Barre	53	953.62	315	5,668	16.8%
Becket	12	666.50	80	4,443	15.0%
Bedford	218	1463.44	2268	15,225	9.6%
Belchertown	92	577.79	676	4,245	13.6%
Bellingham	118	660.09	902	5,046	13.1%
Belmont	218	798.35	1302	4,768	16.7%
Berkley	58	855.44	444	6,549	13.1%
Berlin	22	688.95	171	5,355	12.9%
Bernardston	6	286.94	92	4,400	6.5%
Beverly	569	1382.19	2782	6,758	20.5%
Billerica	509	1167.88	3109	7,134	16.4%
Blackstone	43	475.43	502	5,550	8.6%
Blandford	<5	*	35	2,881	*
Bolton	12	237.50	196	3,879	6.1%
Boston	13061	1879.37	56074	8,069	23.3%
Bourne	151	721.80	1262	6,033	12.0%
Boxborough	23	450.31	242	4,738	9.5%
Boxford	38	492.41	354	4,587	10.7%
Boylston	20	445.55	250	5,569	8.0%
Braintree	777	1974.10	3213	8,163	24.2%
Brewster	94	948.31	557	5,619	16.9%
Bridgewater	330	1160.05	3136	11,024	10.5%
Brimfield	5	134.21	134	3,597	3.7%
Brockton	3961	4031.62	13555	13,797	29.2%
Brookfield	20	546.19	137	3,741	14.6%
Brookline	349	542.06	2473	3,841	14.1%
Buckland	8	430.00	18	968	44.4%

Burlington	246	889.90	1624	5,875	15.1%
Cambridge	918	813.93	9525	8,445	9.6%
Canton	271	1174.96	2088	9,053	13.0%
Carlisle	15	314.55	173	3,628	8.7%
Carver	52	427.06	642	5,273	8.1%
Charlemont	<5	*	52	4,365	*
Charlton	66	469.01	924	6,566	7.1%
Chatham	13	221.99	343	5,857	3.8%
Chelmsford	309	858.77	3032	8,427	10.2%
Chelsea	2713	7203.05	6742	17,900	40.2%
Cheshire	<5	*	129	4,327	*
Chester	5	368.42	54	3,979	9.3%
Chesterfield	<5	*	37	3,023	*
Chicopee	396	694.55	3122	5,476	12.7%
Chilmark	<5	*	39	5,040	*
Clarksburg	7	415.82	55	3,267	12.7%
Clinton	211	1499.09	1125	7,993	18.8%
Cohasset	23	310.83	347	4,689	6.6%
Colrain	<5	*	56	3,487	*
Concord	162	865.16	1912	10,211	8.5%
Conway	<5	*	76	3,920	*
Cummington	<5	*	43	5,403	*
Dalton	9	137.99	362	5,550	2.5%
Danvers	678	2374.30	3319	11,623	20.4%
Dartmouth	312	847.38	2341	6,358	13.3%
Dedham	340	1253.46	2023	7,458	16.8%
Deerfield	8	150.02	202	3,788	4.0%

Dennis	85	642.79	717	5,422	11.9%
Dighton	54	688.27	497	6,335	10.9%
Douglas	42	446.82	392	4,170	10.7%
Dover	18	345.41	187	3,588	9.6%
Dracut	433	1340.34	3093	9,574	14.0%
Dudley	74	597.55	519	4,191	14.3%
Dunstable	10	300.12	137	4,112	7.3%
Duxbury	65	429.52	1096	7,242	5.9%
East Bridgewater	173	1172.37	1077	7,299	16.1%
East Brookfield	9	401.53	77	3,435	11.7%
East Longmeadow	256	1513.49	1240	7,331	20.6%
Eastham	10	215.22	172	3,702	5.8%
Easthampton	79	487.25	808	4,983	9.8%
Easton	260	1097.13	1718	7,249	15.1%
Edgartown	7	170.66	174	4,242	4.0%
Egremont	5	456.27	40	3,650	12.5%
Erving	6	286.53	89	4,250	6.7%
Essex	22	591.29	170	4,569	12.9%
Everett	1565	3224.38	5122	10,553	30.6%
Fairhaven	211	1316.24	1648	10,280	12.8%
Fall River	1218	1361.70	8741	9,772	13.9%
Falmouth	178	569.57	2057	6,582	8.7%
Fitchburg	710	1684.35	4113	9,757	17.3%
Florida	<5	*	27	3,440	*
Foxborough	105	579.70	1038	5,731	10.1%
Framingham	1625	2182.20	6988	9,384	23.3%
Franklin	120	354.90	1565	4,629	7.7%

Freetown	83	917.30	567	6,266	14.6%
Gardner	178	890.45	2723	13,622	6.5%
Georgetown	52	582.06	433	4,847	12.0%
Gill	<5	*	44	2,641	*
Gloucester	241	841.92	1462	5,107	16.5%
Goshen	<5	*	20	1,743	*
Gosnold	0	0	0	0	0.0%
Grafton	87	436.21	981	4,919	8.9%
Granby	28	455.91	229	3,729	12.2%
Granville	10	642.55	66	4,241	15.2%
Great Barrington	72	1059.49	680	10,006	10.6%
Greenfield	191	1099.95	1174	6,761	16.3%
Groton	40	343.48	593	5,092	6.7%
Groveland	29	424.37	364	5,327	8.0%
Hadley	42	730.39	423	7,356	9.9%
Halifax	56	732.85	493	6,452	11.4%
Hamilton	30	401.39	255	3,412	11.8%
Hampden	67	1356.06	345	6,983	19.7%
Hancock	<5	*	9	1,385	*
Hanover	61	425.83	726	5,068	8.4%
Hanson	93	868.61	682	6,370	13.6%
Hardwick	7	211.39	125	3,775	5.6%
Harvard	17	245.40	195	2,815	8.7%
Harwich	117	931.30	779	6,201	15.0%
Hatfield	14	431.15	148	4,558	9.5%
Haverhill	1104	1676.65	6336	9,623	17.4%
Hawley	0	0	5	1,707	0.0%

Heath	0	0	17	2,818	0.0%
Hingham	254	1067.78	1730	7,273	14.7%
Hinsdale	<5	*	94	4,420	*
Holbrook	186	1646.74	942	8,340	19.7%
Holden	93	493.08	1375	7,290	6.8%
Holland	8	312.46	67	2,617	11.9%
Holliston	56	406.25	699	5,071	8.0%
Holyoke	804	1951.25	3139	7,618	25.6%
Hopedale	39	686.74	361	6,357	10.8%
Hopkinton	115	704.90	974	5,970	11.8%
Hubbardston	5	107.28	201	4,313	2.5%
Hudson	170	811.59	1199	5,724	14.2%
Hull	47	475.88	544	5,508	8.6%
Huntington	14	633.09	104	4,703	13.5%
Ipswich	62	461.07	777	5,778	8.0%
Kingston	127	936.34	1044	7,697	12.2%
Lakeville	55	487.13	624	5,527	8.8%
Lancaster	81	945.40	478	5,579	16.9%
Lanesborough	8	262.63	126	4,136	6.3%
Lawrence	2939	3333.11	10172	11,536	28.9%
Lee	16	272.12	370	6,293	4.3%
Leicester	143	1269.55	836	7,422	17.1%
Lenox	13	266.47	417	8,547	3.1%
Leominster	575	1416.53	4122	10,155	13.9%
Leverett	<5	*	65	3,218	*
Lexington	308	904.68	1830	5,375	16.8%
Leyden	0	0	3	478	0.0%

Lincoln	34	392.93	447	5,166	7.6%
Littleton	100	1029.00	514	5,289	19.5%
Longmeadow	202	1302.41	973	6,273	20.8%
Lowell	2581	2208.65	14027	12,003	18.4%
Ludlow	113	541.60	983	4,711	11.5%
Lunenburg	60	576.54	606	5,823	9.9%
Lynn	3281	3251.63	10491	10,397	31.3%
Lynnfield	89	764.01	754	6,473	11.8%
Malden	1110	1638.29	5318	7,849	20.9%
Manchester	18	363.90	168	3,396	10.7%
Mansfield	157	664.24	1434	6,067	10.9%
Marblehead	221	1149.99	1229	6,395	18.0%
Marion	13	280.14	445	9,589	2.9%
Marlborough	918	2113.31	4181	9,625	22.0%
Marshfield	155	599.39	1481	5,727	10.5%
Mashpee	53	344.65	999	6,496	5.3%
Mattapoissett	29	501.61	283	4,895	10.2%
Maynard	71	680.43	632	6,057	11.2%
Medfield	34	298.24	530	4,649	6.4%
Medford	961	1580.22	4594	7,554	20.9%
Medway	109	833.34	701	5,359	15.5%
Melrose	233	805.61	1696	5,864	13.7%
Mendon	27	466.07	255	4,402	10.6%
Merrimac	33	516.44	370	5,790	8.9%
Methuen	905	1689.98	4711	8,797	19.2%
Middleborough	252	936.04	1996	7,414	12.6%
Middlefield	0	0	8	1,763	0.0%

Middleton	159	1540.80	753	7,297	21.1%
Milford	609	2078.27	2809	9,586	21.7%
Millbury	198	1449.80	1041	7,622	19.0%
Millis	47	595.26	473	5,991	9.9%
Millville	13	366.12	160	4,506	8.1%
Milton	291	1016.43	1662	5,805	17.5%
Monroe	0	0	4	4,026	0.0%
Monson	33	391.22	321	3,805	10.3%
Montague	25	292.45	435	5,089	5.7%
Monterey	0	0	21	2,251	0.0%
Montgomery	<5	*	9	1,016	*
Mount Washington	0	0	2	1,475	0.0%
Nahant	39	1191.96	238	7,274	16.4%
Nantucket	13	114.64	559	4,930	2.3%
Natick	395	1099.59	2070	5,762	19.1%
Needham	311	1060.99	1884	6,427	16.5%
New Ashford	0	0	3	1,653	0.0%
New Bedford	1756	1763.85	9121	9,162	19.3%
New Braintree	<5	*	40	3,778	*
New Marlborough	6	392.17	36	2,353	16.7%
New Salem	0	0	40	4,054	0.0%
Newbury	11	165.45	305	4,587	3.6%
Newburyport	71	398.79	1146	6,437	6.2%
Newton	745	812.19	5290	5,767	14.1%
Norfolk	24	194.40	406	3,289	5.9%
North Adams	46	352.30	567	4,342	8.1%
North Andover	311	1028.15	2478	8,192	12.6%

North Attleborough	239	791.00	1632	5,401	14.6%
North Brookfield	14	301.29	197	4,240	7.1%
North Reading	183	1106.76	837	5,062	21.9%
Northampton	269	920.24	1924	6,582	14.0%
Northborough	204	1490.05	1125	8,217	18.1%
Northbridge	300	1668.12	1399	7,779	21.4%
Northfield	<5	*	127	4,264	*
Norton	121	609.18	1257	6,328	9.6%
Norwell	118	1102.30	682	6,371	17.3%
Norwood	540	1793.29	3016	10,016	17.9%
Oak Bluffs	5	96.73	227	4,392	2.2%
Oakham	<5	*	86	4,070	*
Orange	39	477.78	505	6,187	7.7%
Orleans	15	265.58	251	4,444	6.0%
Otis	<5	*	50	2,691	*
Oxford	63	457.10	735	5,333	8.6%
Palmer	45	378.33	590	4,960	7.6%
Paxton	29	585.95	229	4,627	12.7%
Peabody	911	1633.62	4301	7,713	21.2%
Pelham	<5	*	50	4,010	*
Pembroke	85	455.20	985	5,275	8.6%
Pepperell	47	382.71	501	4,079	9.4%
Peru	<5	*	40	4,757	*
Petersham	7	552.57	73	5,763	9.6%
Phillipston	15	875.04	98	5,717	15.3%
Pittsfield	169	381.68	3243	7,324	5.2%
Plainfield	<5	*	27	4,278	*

Plainville	61	668.59	511	5,601	11.9%
Plymouth	526	847.89	4354	7,018	12.1%
Plympton	9	301.10	152	5,085	5.9%
Princeton	<5	*	161	4,935	*
Provincetown	22	838.46	245	9,337	9.0%
Quincy	1069	1056.95	6560	6,486	16.3%
Randolph	894	2612.58	3483	10,179	25.7%
Raynham	223	1492.93	1308	8,757	17.0%
Reading	276	1004.22	1623	5,905	17.0%
Rehoboth	54	428.03	550	4,360	9.8%
Revere	1582	2597.00	5778	9,485	27.4%
Richmond	5	376.53	40	3,012	12.5%
Rochester	31	549.88	299	5,304	10.4%
Rockland	273	1513.60	1428	7,917	19.1%
Rockport	76	1159.56	345	5,264	22.0%
Rowe	0	0	15	4,381	0.0%
Rowley	34	550.73	328	5,313	10.4%
Royalston	<5	*	53	4,157	*
Russell	11	582.93	71	3,763	15.5%
Rutland	47	521.70	460	5,106	10.2%
Salem	585	1299.46	3334	7,406	17.5%
Salisbury	50	565.57	489	5,531	10.2%
Sandisfield	<5	*	110	11,776	*
Sandwich	88	418.36	969	4,607	9.1%
Saugus	506	1780.10	2358	8,295	21.5%
Savoy	<5	*	28	4,428	*
Scituate	147	811.19	1073	5,921	13.6%

Seekonk	74	528.48	642	4,585	11.5%
Sharon	131	715.43	1042	5,691	12.6%
Sheffield	15	485.90	142	4,600	10.6%
Shelburne	8	432.60	161	8,706	5.0%
Sherborn	13	338.78	130	3,388	10.0%
Shirley	167	1981.24	2198	26,076	7.6%
Shrewsbury	306	776.67	2310	5,863	13.2%
Shutesbury	<5	*	51	2,904	*
Somerset	187	1010.40	1839	9,936	10.2%
Somerville	846	1105.33	6683	8,732	12.7%
South Hadley	134	740.37	851	4,702	15.7%
Southampton	29	482.89	253	4,213	11.5%
Southborough	39	401.12	477	4,906	8.2%
Southbridge	119	706.51	681	4,043	17.5%
Southwick	47	479.92	412	4,207	11.4%
Spencer	46	399.30	596	5,174	7.7%
Springfield	2432	1536.00	11374	7,184	21.4%
Sterling	114	1447.92	601	7,633	19.0%
Stockbridge	14	802.96	120	6,883	11.7%
Stoneham	354	1587.16	1846	8,277	19.2%
Stoughton	576	2082.61	2637	9,534	21.8%
Stow	28	388.36	289	4,008	9.7%
Sturbridge	34	325.61	319	3,055	10.7%
Sudbury	181	1010.95	1045	5,837	17.3%
Sunderland	9	236.75	128	3,367	7.0%
Sutton	47	523.12	419	4,664	11.2%
Swampscott	122	890.08	1043	7,609	11.7%

Swansea	113	707.60	1184	7,414	9.5%
Taunton	894	1560.79	5356	9,351	16.7%
Templeton	116	1298.85	618	6,920	18.8%
Tewksbury	560	1818.73	3019	9,805	18.5%
Tisbury	6	144.18	264	6,344	2.3%
Tolland	<5	*	7	1,658	*
Topsfield	109	1865.18	433	7,409	25.2%
Townsend	30	327.91	401	4,383	7.5%
Truro	9	455.74	78	3,950	11.5%
Tyngsborough	83	692.19	777	6,480	10.7%
Tyringham	<5	*	14	5,576	*
Upton	24	265.46	284	3,141	8.5%
Uxbridge	65	421.71	682	4,425	9.5%
Wakefield	293	1084.99	2247	8,321	13.0%
Wales	<5	*	56	2,938	*
Walpole	224	864.84	1716	6,625	13.1%
Waltham	1123	1684.68	4745	7,118	23.7%
Ware	26	256.44	438	4,320	5.9%
Wareham	200	835.05	1598	6,672	12.5%
Warren	18	331.98	159	2,933	11.3%
Warwick	0	0	30	4,003	0.0%
Washington	<5	*	17	3,722	*
Watertown	358	1079.20	2234	6,734	16.0%
Wayland	103	775.49	817	6,151	12.6%
Webster	163	948.17	1300	7,562	12.5%
Wellesley	218	733.15	1347	4,530	16.2%
Wellfleet	5	181.25	112	4,060	4.5%

Wendell	0	0	30	4,107	0.0%
Wenham	19	364.96	159	3,054	11.9%
West Boylston	41	522.28	535	6,815	7.7%
West Bridgewater	140	1931.70	599	8,265	23.4%
West Brookfield	16	431.32	273	7,359	5.9%
West Newbury	8	196.01	138	3,381	5.8%
West Springfield	334	1133.85	1947	6,610	17.2%
West Stockbridge	<5	*	45	3,763	*
West Tisbury	7	242.81	99	3,434	7.1%
Westborough	323	1714.24	1475	7,828	21.9%
Westfield	427	1026.97	2392	5,753	17.9%
Westford	132	570.46	1331	5,752	9.9%
Westhampton	5	293.92	47	2,763	10.6%
Westminster	29	395.52	419	5,715	6.9%
Weston	106	955.49	835	7,527	12.7%
Westport	75	450.62	949	5,702	7.9%
Westwood	120	814.15	959	6,506	12.5%
Weymouth	672	1198.64	4281	7,636	15.7%
Whately	<5	*	28	1,905	*
Whitman	178	1154.36	1028	6,667	17.3%
Wilbraham	210	1444.05	879	6,044	23.9%
Williamsburg	10	405.37	158	6,405	6.3%
Williamstown	83	1126.38	554	7,518	15.0%
Wilmington	314	1288.30	1607	6,593	19.5%
Winchendon	81	753.72	695	6,467	11.7%
Winchester	106	474.83	1392	6,236	7.6%
Windsor	0	0	28	3,278	0.0%

Winthrop	240	1273.40	1343	7,126	17.9%
Woburn	557	1342.46	3154	7,602	17.7%
Worcester	4681	2439.69	20118	10,485	23.3%
Worthington	0	0	40	3,772	0.0%
Wrentham	186	1649.74	1217	10,794	15.3%
Yarmouth	107	445.40	1419	5,907	7.5%
Unknown²	302	*	27456	*	*
State Total	94220	1352.42	552144	7,925	17%

Data are current as of 10:00 am on 5/27/2020; For populations <50,000, <5 cases are reported as such or suppressed for confidentiality purposes.

¹Please note these numbers and rates reflect the number of persons tested, not the total tests performed, by city/town. One person may have multiple tests.

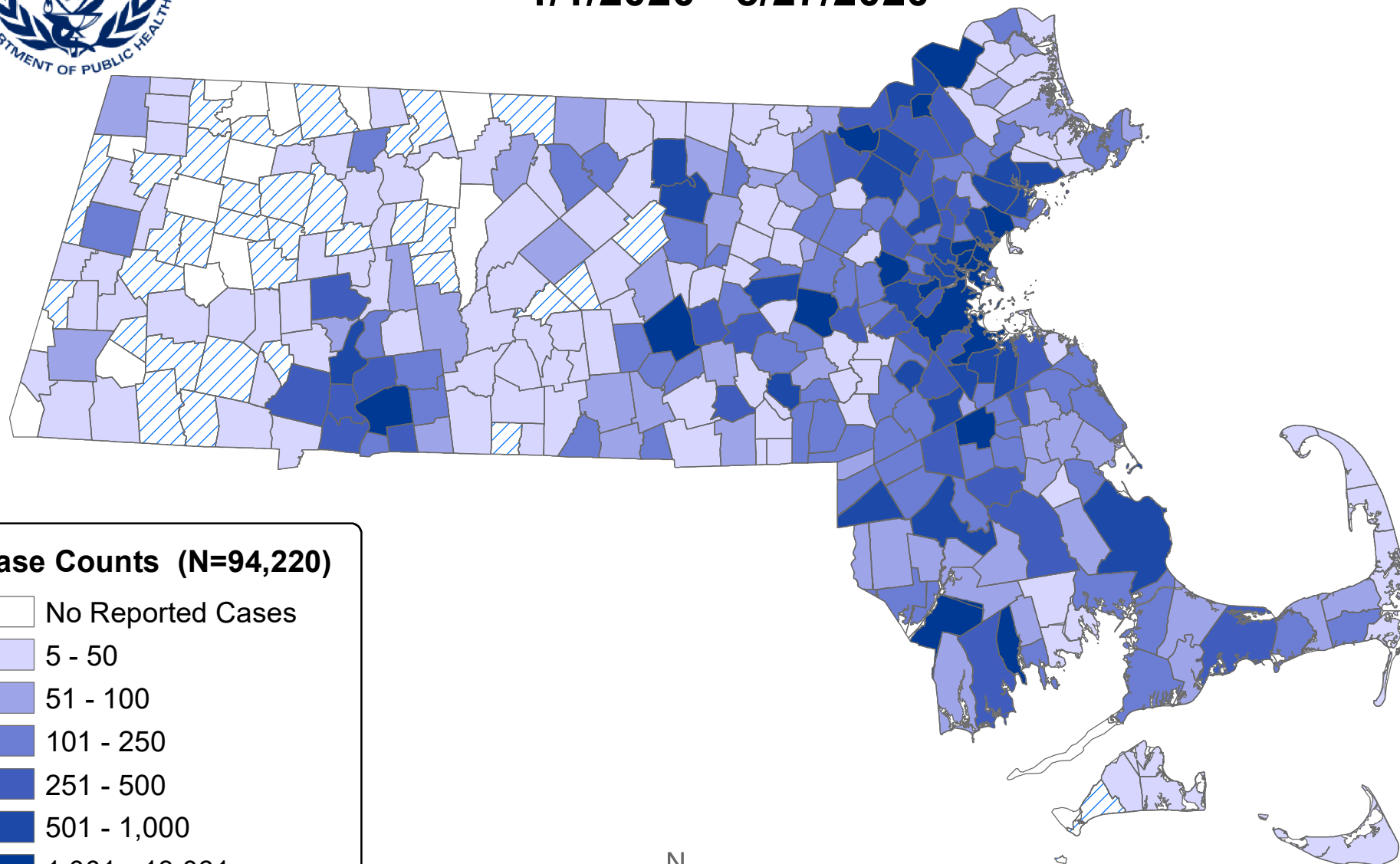
²Address information for these cases are currently being obtained.

Bureau of Infectious Disease and Laboratory Sciences calculates rates per 100,000 population using denominators estimated by the University of Massachusetts Donahue Institute using a modified Hamilton-Perry model (Strate S, et al. Small Area Population Estimates for 2011 through 2020, report published Oct 2016.)

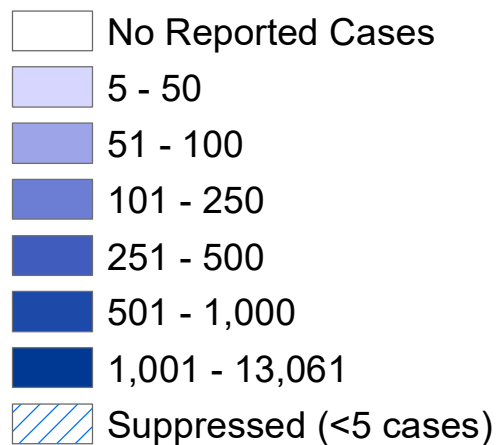
Please note: Data for these tables are based on information available in the DPH surveillance database at a single point in time. Case counts for specific cities and towns change throughout the day as data cleaning occurs (removal of duplicate reports within the system) and new demographic information (assigning cases to their city or town of residence) is obtained.



Count of Confirmed COVID-19 Cases in MA by City/Town 1/1/2020 - 5/27/2020



Case Counts (N=94,220)



1 inch = 19 miles

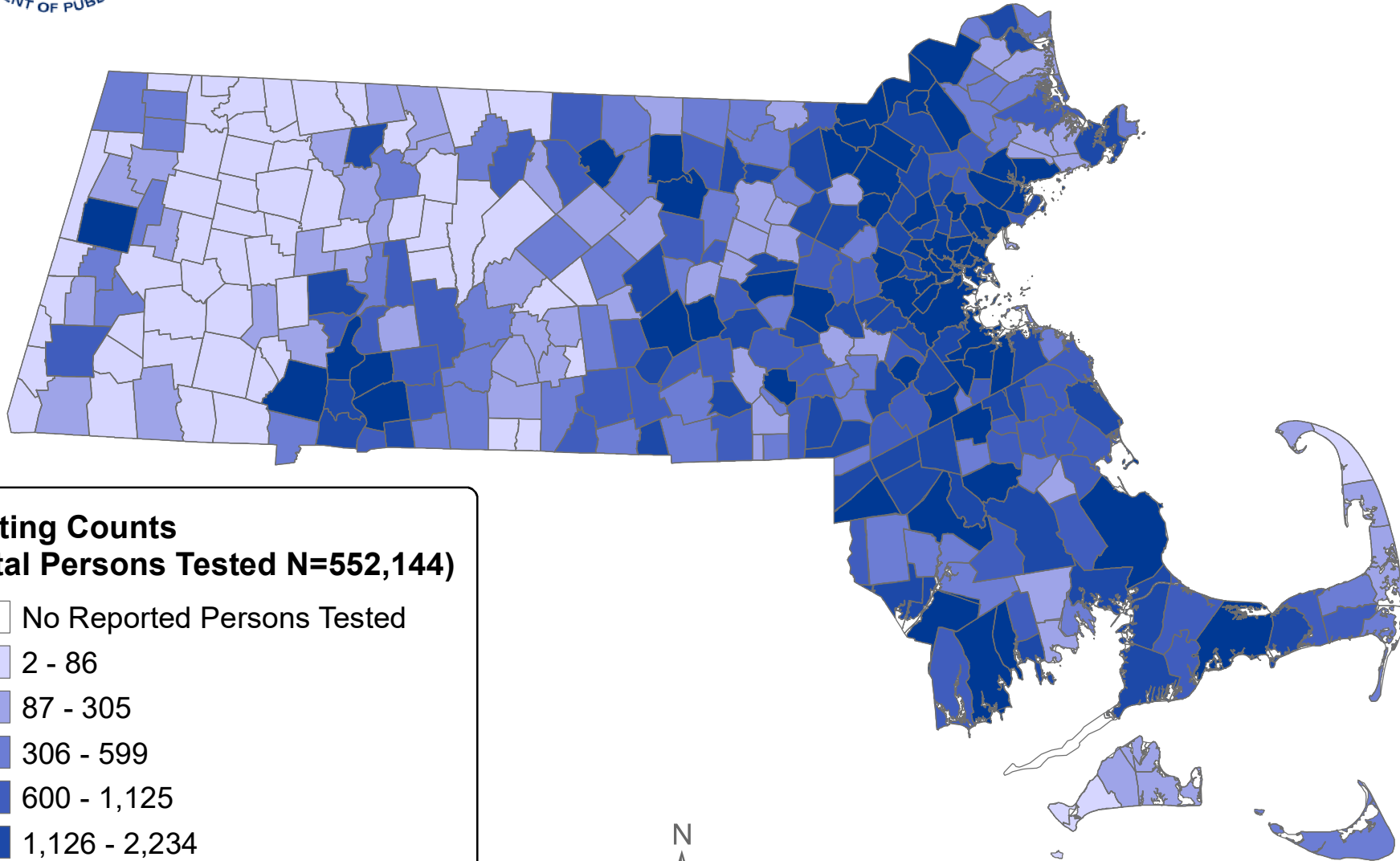
Bureau of Infectious Disease and Laboratory Sciences

* Unknown Official City/Town (N = 302)
Cases are excluded when City/Town is unknown

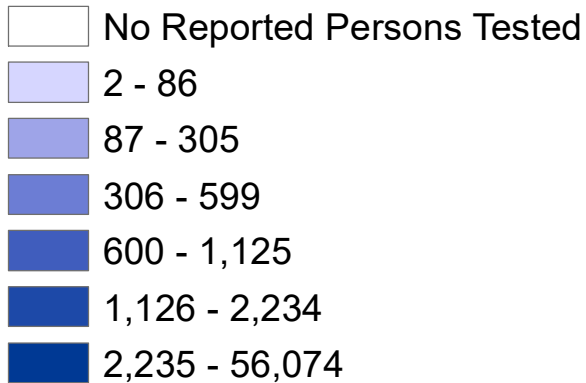
* Data as of 27MAY2020
and are subject to change.



Count of Persons Tested for COVID-19 (PCR only) per 100,000 populations 1/1/2020 - 5/27/2020



Testing Counts (Total Persons Tested N=552,144)



1 inch = 20 miles

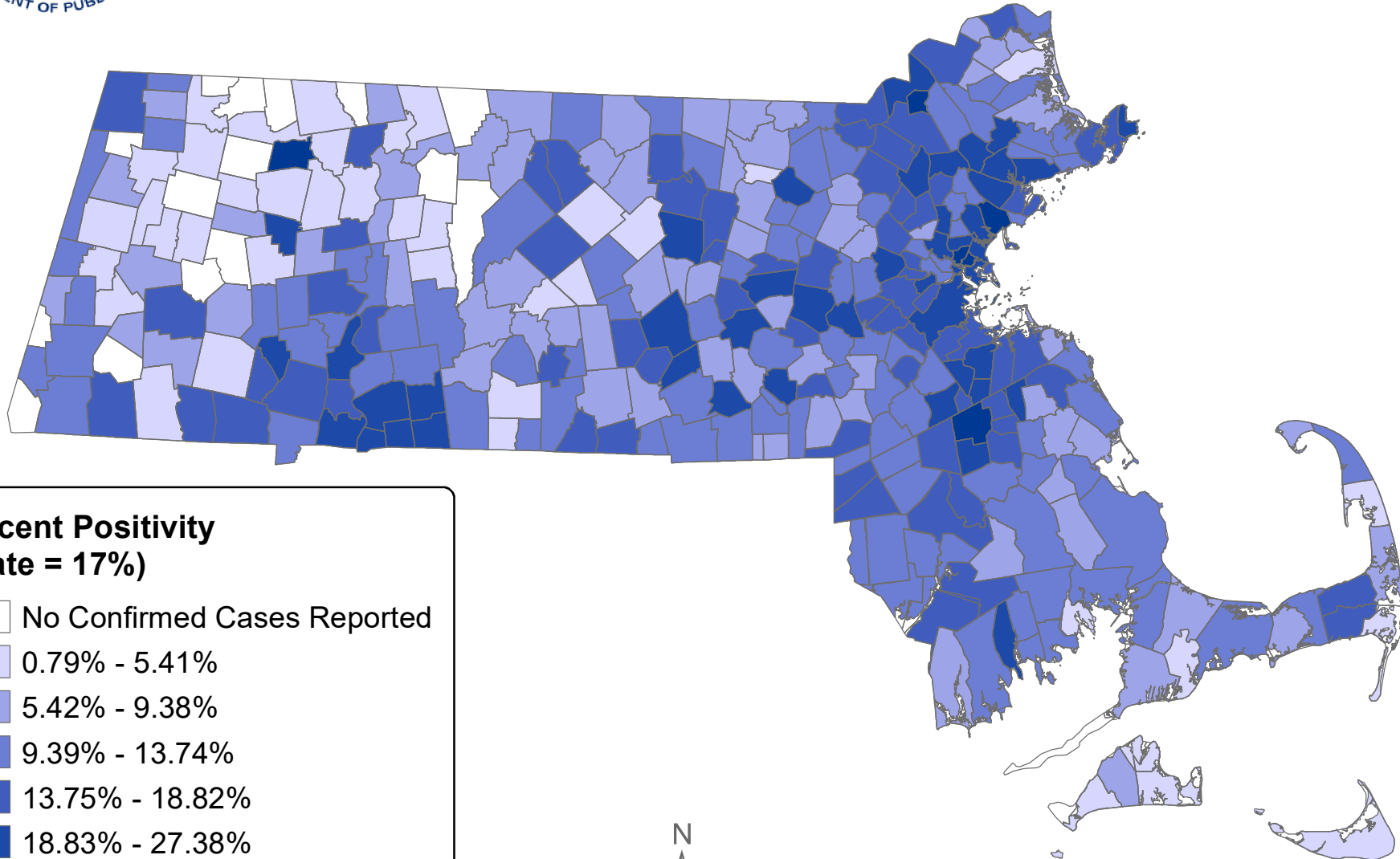
Bureau of Infectious Disease and Laboratory Sciences

* Unknown Official City/Town (N = 27,456)
Cases are excluded when City/Town is unknown.


* Data as of 27MAY2020
and are subject to change.



Percent Positivity (PCR only) for COVID-19 in MA by City/Town 1/1/2020 - 5/27/2020



Percent Positivity (State = 17%)



1 inch = 20 miles

Bureau of Infectious Disease and Laboratory Sciences

* Unknown Official City/Town (N = 27,456)
Cases are excluded when City/Town is unknown.

* Data as of 27MAY2020
and are subject to change.



Massachusetts residents subject to COVID-19 quarantine

Data are accurate as of 5/26/2020 at 5p.m.

Massachusetts residents subject to COVID-19 quarantine by current status as of May 26, 2020	Number of Residents
Total of individuals subject to quarantine	59,565
Total of individuals who have completed monitoring (no longer in quarantine)	46,354
Total of individuals currently undergoing monitoring/under quarantine	13,211

Learn more about [quarantine or self monitoring](#).



Long Term Care Facilities With 2+ Known COVID Cases and Facility-Reported Deaths (1/6)

Data collected as of 5/26/2020

Facility	County	Total Licensed Beds	Number of confirmed cases ¹	COVID-19 Deaths ²
16 Acres Healthcare Center	Hampden County	120	>30	16
Aberjona Nursing Center	Middlesex County	123	>30	6
Academy Manor	Essex County	174	>30	25
Advinia Care at Wilmington	Middlesex County	142	>30	30
Advocate Health Care	Suffolk County	190	>30	16
Agawam Health Care	Hampden County	176	>30	22
Alden Court Nursing Care & Rehab	Bristol County	142	10-30	<5
Alliance Health at Abbott	Essex County	55	10-30	<5
Alliance Health at Baldwinville	Worcester County	94	>30	15
Alliance Health at Braintree	Norfolk County	101	>30	20
Alliance Health at Devereux	Essex County	64	>30	18
Alliance Health at Marina Bay	Norfolk County	167	>30	21
Alliance Health at Rosewood	Essex County	135	>30	19
Alliance Health at West Acres	Plymouth County	130	>30	36
Apple Valley Center	Middlesex County	123	10-30	0
Armenian Nursing & Rehab Center	Suffolk County	83	>30	28
Attleboro Health Care	Bristol County	120	>30	14
Baker-Katz Skilled Nursing and Rehab	Essex County	77	>30	10
Bay Path	Plymouth County	120	10-30	0
Baypointe Rehab Center	Plymouth County	169	>30	39
Bear Hill Rehabilitation and Nursing Center	Middlesex County	169	>30	27
Bear Mountain Healthcare at Andover	Essex County	135	>30	13
Bear Mountain Healthcare at Reading	Middlesex County	123	>30	29
Bear Mountain Healthcare at Sudbury	Middlesex County	142	>30	12
Bear Mountain Healthcare at West Springfield	Hampden County	168	>30	6
Bear Mountain Healthcare at Worcester	Worcester County	173	>30	6
Beaumont at University Campus	Worcester County	164	10-30	25
Beaumont Rehab & Skilled Nursing Center - Natick	Middlesex County	53	>30	10
Beaumont Rehabilitation and Skilled Nursing Center - Northborough	Worcester County	96	>30	25
Beaumont Rehabilitation and Skilled Nursing Center - Northbridge	Worcester County	154	>30	29

Facility	County	Total Licensed Beds	Number of confirmed cases ¹	COVID-19 Deaths ²
Beaumont Rehabilitation and Skilled Nursing Center - Westborough	Worcester County	120	>30	30
Belmont Manor Nursing Home	Middlesex County	123	>30	55
Belvidere Health Center	Middlesex County	174	>30	9
Benchmark SNR Living at the Commons	Middlesex County	142	>30	0
Benjamin Healthcare Center	Suffolk County	190	>30	12
Bethany Skilled Nursing Facility	Middlesex County	176	>30	16
Blair House of Milford	Worcester County	142	10-30	15
Blair House at Tewksbury	Middlesex County	55	10-30	14
Blair House of Worcester	Worcester County	94	>30	24
Blue Hills Health and Rehab Stoughton	Norfolk County	101	>30	14
Blueberry Hill Rehabilitation and Healthcare Center	Essex County	64	>30	15
Bostonian Nursing and Rehab	Suffolk County	167	>30	10
Bourne Manor Extended Care Facility	Barnstable County	135	>30	0
Braintree Manor HealthCare	Norfolk County	130	>30	15
Brandon Woods of Dartmouth	Bristol County	123	10-30	22
Brandon Woods of New Bedford	Bristol County	83	>30	0
Briarwood Rehabilitation & Healthcare Center	Norfolk County	120	>30	27
Brighton House Rehabilitation & Nursing Center	Suffolk County	77	>30	14
Brockton Health Center	Plymouth County	120	10-30	21
Brush Hill Care Center	Norfolk County	169	>30	6
Buckley-Greenfield Healthcare Center	Franklin County	169	>30	16
Cambridge Rehab & Nursing Center	Middlesex County	135	>30	17
Campion Health & Wellness, Inc.	Middlesex County	123	>30	0
Cape Heritage Rehab and Health Care Center	Barnstable County	142	>30	0
Cape Regency Rehabilitation & Health Care Center	Barnstable County	168	>30	14
Cardigan Nursing & Rehab Center	Plymouth County	173	>30	<5
Care One at New Bedford	Bristol County	164	10-30	6
CareOne at Brookline	Norfolk County	53	>30	20
CareOne at Concord	Middlesex County	96	>30	24
CareOne at Essex Park	Essex County	154	>30	31

1. Staff and residents.

2. Cumulative COVID-19 deaths – includes residents only.

PLEASE NOTE: This list includes nursing homes, rest homes, and skilled nursing facilities with at least 2 reported COVID-19 cases to date (staff and residents). The number of cases for a facility relies on the amount of testing conducted; facilities not included on this list may have COVID-19 cases that have not yet been identified. Some facilities have tested some or all residents only; some have also tested staff. A low number of cases may reflect that not all residents and staff have been tested, not necessarily low prevalence.

ALSO: Data on deaths is self-reported by each facility. In accordance with long-term care regulations, nursing homes and rest homes must report deaths due to any cause in any resident, either confirmed COVID-19 positive, or suspected to have COVID-19, even if the individual was never tested. When the number of deaths is between 1-4 residents, the number is suppressed and reported as fewer than 5, to protect possible resident identification.

Sources: MAVEN for confirmed cases; Individual facilities reported to DPH Bureau of Health Care Safety and Quality



Long Term Care Facilities With 2+ Known COVID Cases and Facility-Reported Deaths (2/6)

Data collected as of 5/26/2020

Facility	County	Total Licensed Beds	Number of confirmed cases ¹	COVID-19 Deaths ²
CareOne at Holyoke	Hampden County	164	>30	18
CareOne at Lexington	Middlesex County	211	>30	20
CareOne at Lowell	Middlesex County	160	>30	19
CareOne at Millbury	Worcester County	154	>30	28
CareOne at Newton	Middlesex County	202	>30	26
CareOne at Northampton	Hampshire County	125	>30	21
CareOne at Peabody	Essex County	150	>30	27
CareOne at Randolph	Norfolk County	168	>30	36
CareOne at Redstone	Hampden County	254	>30	12
CareOne at Weymouth	Norfolk County	154	>30	26
CareOne at Wilmington	Middlesex County	132	>30	31
Carleton-Willard Village	Middlesex County	179	10-30	13
Carlyle House	Middlesex County	55	>30	9
Carvalho Grove Health and Rehab Center	Bristol County	112	<10	<5
Casa de Ramana Rehabilitation Center	Middlesex County	124	>30	7
Catholic Memorial Home	Bristol County	300	<10	0
Cedar View Rehabilitation and Healthcare Center	Essex County	106	>30	23
Center for Extended Care at Amherst	Hampshire County	134	>30	18
Chapin Center	Hampden County	160	>30	20
Charlene Manor & Extended Care Facility	Franklin County	123	10-30	9
Chestnut Woods Rehab	Essex County	88	>30	14
Chetwynde Healthcare	Middlesex County	75	>30	16
Chicopee Rehab and Nursing Center	Hampden County	68	<10	0
Christopher House of Worcester	Worcester County	156	>30	10
Clifton Rehab and Nursing Center	Bristol County	142	<10	0
Coleman House	Worcester County	22	>30	16
Colony Center for Health & Rehabilitation	Plymouth County	92	>30	10
Commons Residence at Orchard Cove	Norfolk County	45	>30	12
Copley at Stoughton	Norfolk County	123	>30	11
Country Gardens Health and Rehab	Bristol County	86	<10	<5

1. Staff and residents.

2. Cumulative COVID-19 deaths – includes residents only.

PLEASE NOTE: This list includes nursing homes, rest homes, and skilled nursing facilities with at least 2 reported COVID-19 cases to date (staff and residents). The number of cases for a facility relies on the amount of testing conducted; facilities not included on this list may have COVID-19 cases that have not yet been identified. Some facilities have tested some or all residents only; some have also tested staff. A low number of cases may reflect that not all residents and staff have been tested, not necessarily low prevalence.

ALSO: Data on deaths is self-reported by each facility. In accordance with long-term care regulations, nursing homes and rest homes must report deaths due to any cause in any resident, either confirmed COVID-19 positive, or suspected to have COVID-19, even if the individual was never tested. When the number of deaths is between 1-4 residents, the number is suppressed and reported as fewer than 5, to protect possible resident identification.

Sources: MAVEN for confirmed cases; Individual facilities reported to DPH Bureau of Health Care Safety and Quality

Facility	County	Total Licensed Beds	Number of confirmed cases ¹	COVID-19 Deaths ²
Countryside Health Care of Milford	Worcester County	109	>30	9
Courtyard Nursing Care Center	Middlesex County	224	>30	60
Day Brook Village Senior Living	Hampden County	92	>30	19
Dedham Healthcare	Norfolk County	145	>30	14
Den-Mar Health and Rehab Center	Essex County	76	>30	13
Dexter House Healthcare	Middlesex County	130	>30	20
Dwyer Home	Norfolk County	50	<10	<5
D'Youville Senior Care	Middlesex County	208	>30	6
East Longmeadow Skilled Nursing Center	Hampden County	119	>30	20
Eastpointe Rehabilitation	Suffolk County	195	>30	47
Elaine Center at Hadley	Hampshire County	154	10-30	6
Eliot Center for Health and Rehab	Middlesex County	114	>30	9
Elizabeth Seton Residence	Norfolk County	84	>30	14
Elmhurst Healthcare	Middlesex County	45	10-30	<5
Fairhaven Healthcare Center of Lowell	Middlesex County	169	>30	23
Fairview Commons Nursing & Rehabilitation	Berkshire County	146	<10	<5
Fall River Healthcare	Bristol County	176	>30	10
Fitchburg HealthCare	Worcester County	160	>30	21
Fitchburg Rehab and Nursing Center	Worcester County	87	<10	0
Garden Place Health Care	Bristol County	133	>30	13
German Centre for Extended Care	Suffolk County	133	>30	20
Glen Ridge Nursing Care Center	Middlesex County	164	>30	26
Gloucester HealthCare	Essex County	101	>30	12
Governor's Center	Hampden County	100	>30	12
Greenwood Nursing and Rehab Center	Middlesex County	36	10-30	5
Hancock Park Rehabilitation & Nursing Center	Norfolk County	142	>30	12
Hannah Duston Healthcare Center	Essex County	128	10-30	<5
Harbor House Nursing & Rehab Center	Plymouth County	142	>30	19
Hathaway Manor Extended Care	Bristol County	142	>30	11
Hathorne Hill	Essex County	120	10-30	<5



Long Term Care Facilities With 2+ Known COVID Cases and Facility-Reported Deaths (3/6)

Data collected as of 5/26/2020

Facility	County	Total Licensed Beds	Number of confirmed cases ¹	COVID-19 Deaths ²
Heathwood Healthcare	Middlesex County	73	10-30	9
Hellenic Nursing & Rehab Center	Norfolk County	154	>30	25
Heritage Hall East	Hampden County	123	>30	11
Heritage Hall North	Hampden County	124	10-30	6
Heritage Hall South	Hampden County	122	10-30	<5
Heritage Hall West	Hampden County	164	>30	21
Hermitage Healthcare	Worcester County	101	>30	<5
Highview of Northampton	Hampshire County	120	>30	11
Holden Rehabilitation & Nursing Center	Worcester County	123	<10	<5
Holy Trinity Nursing and Rehabilitation Center	Worcester County	113	>30	10
Hunt Nursing and Rehab Center	Essex County	120	>30	22
Jeanne Jugan Residence - Little Sisters of the Poor	Middlesex County	84	10-30	<5
Jeffrey and Susan Brudnick Center for Living	Essex County	180	>30	45
Jesmond Nursing Home	Essex County	57	10-30	5
Jewish Healthcare Center - Worcester	Worcester County	141	>30	22
JML Care Center Falmouth	Barnstable County	132	<10	<5
John Adams Healthcare Center	Norfolk County	71	<10	0
John Scott House Nursing & Rehab	Norfolk County	138	>30	26
Julian J Levitt Family Nursing Home	Hampden County	200	>30	66
Katzman Family Center For Living	Suffolk County	120	>30	52
Keystone Center	Worcester County	106	<10	<5
Knollwood Nursing Center	Worcester County	82	<10	<5
Lafayette Rehab & Skilled Nursing	Essex County	65	>30	<5
Lanessa Extended Care	Worcester County	96	<10	0
Laurel Ridge Rehab and Skilled Care Center	Suffolk County	120	>30	18
Ledgewood Skilled Nursing and Rehabilitation Center	Essex County	123	>30	10
Leonard Florence Center for Living	Suffolk County	100	10-30	<5
Liberty Commons	Barnstable County	132	<10	0
Life Care Center of Acton	Middlesex County	155	>30	16
Life Care Center of Attleboro	Bristol County	123	>30	24

Facility	County	Total Licensed Beds	Number of confirmed cases ¹	COVID-19 Deaths ²
Life Care Center of Leominster	Worcester County	133	>30	6
Life Care Center of Merrimack Valley	Middlesex County	124	>30	24
Life Care Center of Plymouth	Plymouth County	150	>30	19
Life Care Center of Raynham	Bristol County	154	>30	35
Life Care Center of Stoneham	Middlesex County	94	>30	16
Life Care Center of the North Shore	Essex County	123	>30	21
Life Care Center of the South Shore	Plymouth County	117	>30	12
LifeCare Center of Wilbraham	Hampden County	123	>30	9
LifeCare Center of Auburn	Worcester County	154	>30	29
LifeCare Center of Nashoba Valley	Middlesex County	120	>30	26
LifeCare Center of West Bridgewater	Plymouth County	150	>30	<5
Lighthouse Nursing Care Center	Suffolk County	123	>30	24
Linden Ponds	Plymouth County	132	>30	6
Longmeadow of Taunton	Bristol County	100	>30	5
Loomis Lakeside at Reeds Landing	Hampden County	42	10-30	5
Lutheran Rehabilitation and Skilled Care Center	Worcester County	150	>30	8
Lydia Taft House	Worcester County	53	<10	0
Madonna Mannor Nursing Home	Bristol County	129	>30	23
Maples Rehab & Nursing Center	Norfolk County	144	>30	8
Maplewood Rehab and Nursing	Essex County	120	<10	0
Marian Manor	Suffolk County	355	>30	19
Marion Manor of Taunton	Bristol County	116	>30	<5
Marist Hill Nursing & Rehabilitation Center	Middlesex County	123	>30	14
Marlborough Hills Rehab & Healthcare Center	Middlesex County	196	>30	22
Mary Ann Morse Nursing & Rehab Center	Middlesex County	124	>30	28
Mary's Meadow at Providence Place	Hampden County	40	<10	0
Masconomet Healthcare Center	Essex County	123	>30	27
Mattapan Health and Rehab	Suffolk County	85	10-30	6
Mayflower Place Nursing and Rehab West Yarmouth	Barnstable County	72	<10	<5
Meadow Green Rehabilitation and Nursing Cente	Middlesex County	123	>30	22

1. Staff and residents.

2. Cumulative COVID-19 deaths – includes residents only.

PLEASE NOTE: This list includes nursing homes, rest homes, and skilled nursing facilities with at least 2 reported COVID-19 cases to date (staff and residents). The number of cases for a facility relies on the amount of testing conducted; facilities not included on this list may have COVID-19 cases that have not yet been identified. Some facilities have tested some or all residents only; some have also tested staff. A low number of cases may reflect that not all residents and staff have been tested, not necessarily low prevalence.

ALSO: Data on deaths is self-reported by each facility. In accordance with long-term care regulations, nursing homes and rest homes must report deaths due to any cause in any resident, either confirmed COVID-19 positive, or suspected to have COVID-19, even if the individual was never tested. When the number of deaths is between 1-4 residents, the number is suppressed and reported as fewer than 5, to protect possible resident identification.

Sources: MAVEN for confirmed cases; Individual facilities reported to DPH Bureau of Health Care Safety and Quality



Long Term Care Facilities With 2+ Known COVID Cases and Facility-Reported Deaths (4/6)

Data collected as of 5/26/2020

Facility	County	Total Licensed Beds	Number of confirmed cases ¹	COVID-19 Deaths ²
Medford Rehabilitation & Nursing Center	Middlesex County	142	>30	13
Medway Country Manor Skilled Nursing & Rehab	Norfolk County	123	>30	10
Melrose Healthcare	Middlesex County	106	>30	7
Merrimack Valley Health Center	Essex County	203	>30	15
MI Nursing and Restorative Center	Essex County	250	>30	64
Milford Center	Worcester County	135	>30	11
Mont Marie Rehabilitation & Healthcare Center	Hampden County	84	10-30	<5
Mt. St. Vincent Nursing Home	Hampden County	125	>30	12
Nemasket Healthcare Center	Plymouth County	102	>30	8
Neville Center	Middlesex County	112	>30	27
Nevins Nursing & Rehab Center	Essex County	153	>30	11
New England Homes for the Deaf, Inc	Essex County	81	>30	<5
NewBridge on the Charles	Norfolk County	48	>30	<5
Newfield House Convalescent Home	Plymouth County	100	10-30	5
North End Rehab and Healthcare	Suffolk County	100	<10	<5
Northwood Rehabilitation and Healthcare Center	Middlesex County	123	>30	29
Norwood Healthcare	Norfolk County	170	>30	29
Notre Dame Long Term Care Center	Worcester County	123	>30	28
Oak Knoll Nursing Home	Middlesex County	123	>30	17
Oakhill Healthcare	Plymouth County	123	>30	7
Odd Fellows Home of Worcester	Worcester County	100	>30	10
Our Lady's Haven Skilled Nursing & Rehabilitative Care	Bristol County	117	>30	11
Oxford Rehab & Healthcare	Essex County	120	>30	7
Palm Skilled Nursing Center	Middlesex County	124	>30	30
Park Avenue Health Center	Middlesex County	89	>30	16
Park Place Nursing & Rehabilitation Center	Suffolk County	53	10-30	7
Parkway Health & Rehabilitation Center	Suffolk County	141	>30	9
Parsons Hill Rehab and Health Care Center	Worcester County	162	>30	6
Penacook Place	Essex County	160	>30	15
Phillips Manor Nursing Home	Essex County	29	10-30	5

1. Staff and residents.

2. Cumulative COVID-19 deaths – includes residents only.

PLEASE NOTE: This list includes nursing homes, rest homes, and skilled nursing facilities with at least 2 reported COVID-19 cases to date (staff and residents). The number of cases for a facility relies on the amount of testing conducted; facilities not included on this list may have COVID-19 cases that have not yet been identified. Some facilities have tested some or all residents only; some have also tested staff. A low number of cases may reflect that not all residents and staff have been tested, not necessarily low prevalence.

ALSO: Data on deaths is self-reported by each facility. In accordance with long-term care regulations, nursing homes and rest homes must report deaths due to any cause in any resident, either confirmed COVID-19 positive, or suspected to have COVID-19, even if the individual was never tested. When the number of deaths is between 1-4 residents, the number is suppressed and reported as fewer than 5, to protect possible resident identification.

Sources: MAVEN for confirmed cases; Individual facilities reported to DPH Bureau of Health Care Safety and Quality

Facility	County	Total Licensed Beds	Number of confirmed cases ¹	COVID-19 Deaths ²
Pilgrim Rehabilitation and Skilled Nursing Facility	Essex County	152	>30	10
Pine Knoll Nursing	Middlesex County	81	>30	17
Pleasant Bay Nursing	Barnstable County	135	>30	17
Pleasant Street Rest Home	Bristol County	60	10-30	<5
Plymouth Harborside Healthcare	Plymouth County	101	>30	<5
Poet's Seat	Franklin County	63	>30	14
Pope Nursing home	Norfolk County	49	>30	23
Port Healthcare Center	Essex County	123	<10	0
Prescott House	Essex County	126	10-30	<5
Presentation Rehabilitation & Skilled Care Center	Suffolk County	122	>30	23
Quabbin Valley Healthcare	Worcester County	142	<10	0
Queen Anne Nursing Home	Plymouth County	106	>30	15
Quincy Health & Rehabilitation Center	Norfolk County	126	>30	42
Recuperative Services Unit - Hebrew Rehabilitation Center	Suffolk County	50	>30	0
Rehabilitation and Nursing Center at Everett	Middlesex County	183	>30	17
Renaissance Manor	Hampden County	61	<10	0
Reservoir Center for Health & Rehab	Middlesex County	144	>30	7
Revolution Charlwell	Norfolk County	124	>30	22
Revolution Kimwell	Bristol County	124	>30	6
River Terrace Rehab and Healthcare Center	Worcester County	82	>30	17
Riverbend of South Natick	Middlesex County	55	<10	<5
Rivercrest Long Term Care	Middlesex County	42	10-30	12
Royal at Wayland Nursing and Rehab Center	Middlesex County	40	>30	11
Royal Braintree Nursing and Rehab	Norfolk County	204	>30	27
Royal Cape Cod Nursing Center	Barnstable County	99	>30	14
Royal Meadow View Center	Middlesex County	113	>30	12
Royal Megansett Nursing Home	Barnstable County	90	<10	0
Royal Norwell Nursing and Rehabilitation	Plymouth County	86	>30	13
Royal Nursing, LLC	Barnstable County	121	10-30	5
Royal Wood Mill Center	Essex County	94	>30	16



Long Term Care Facilities With 2+ Known COVID Cases and Facility-Reported Deaths (5/6)

Data collected as of 5/26/2020

Facility	County	Total Licensed Beds	Number of confirmed cases ¹	COVID-19 Deaths ²
Sachem Center for Health & Rehabilitation	Plymouth County	111	>30	17
Sacred Heart Nursing Home	Bristol County	217	>30	17
Salem Rehab Center	Essex County	123	>30	16
Sancta Maria Nursing Facility	Middlesex County	141	>30	17
Sarah Brayton Nursing Center	Bristol County	183	>30	0
Saugus Rehab and Nursing	Essex County	80	>30	5
Seacoast Nursing and Rehab Center	Essex County	142	<10	0
Serenity Hill Nursing Home	Norfolk County	44	10-30	<5
Seven Hills At Groton	Middlesex County	83	<10	0
Sherrill House	Suffolk County	196	>30	29
Shrewsbury Nursing & Rehab Center	Worcester County	99	>30	22
Sippican Health Care Center	Plymouth County	123	<10	0
Skilled Nursing Facility at North Hill	Norfolk County	72	>30	8
Somerset Ridge Center	Bristol County	135	10-30	5
South Dennis Healthcare Center	Barnstable County	128	>30	9
South Shore Rehabilitation	Plymouth County	96	>30	15
Southbridge Rehabilitation and Health Center	Worcester County	144	>30	<5
Southeast Health Care Center	Bristol County	171	>30	20
Southpointe Rehab Center	Bristol County	152	>30	10
Southwood at Norwell Nursing	Plymouth County	142	10-30	19
Spaulding Nursing & Therapy Center - Brighton	Suffolk County	123	10-30	0
St. Camillus Health Center	Worcester County	123	>30	15
St. Francis Rehab and Nursing Center	Worcester County	137	>30	5
St. Joseph Rehabilitation and Nursing	Suffolk County	123	>30	24
St. Joseph's Manor	Plymouth County	118	>30	30
St. Mary Health Care Center	Worcester County	172	>30	30
St. Patrick's Manor	Middlesex County	333	>30	22
Sterling Village	Worcester County	143	>30	6
Stone Rehabilitation & Senior Living	Middlesex County	82	>30	15
Stonehedge Rehab	Suffolk County	79	>30	10

Facility	County	Total Licensed Beds	Number of confirmed cases ¹	COVID-19 Deaths ²
Sudbury Pine Extended Care	Middlesex County	92	>30	10
Sunny Acres Nursing and Rehab	Middlesex County	93	10-30	<5
Sutton Hill Center	Essex County	142	>30	5
The Boston Home	Suffolk County	96	>30	<5
The Brentwood Rehabilitation and Healthcare Center	Essex County	159	>30	18
The Ellis Nursing and Rehabilitation Center	Norfolk County	191	>30	23
The Guardian Center	Plymouth County	123	>30	16
The Highlands	Worcester County	168	>30	29
The Meadows	Essex County	60	10-30	<5
The Meadows of Central Massachusetts	Worcester County	135	>30	11
The Newton Wellesley Center for Alzheimers Care	Norfolk County	110	>30	17
Thomas Upham House	Norfolk County	42	<10	0
Timberlyn Heights	Berkshire County	71	<10	0
Town & Country Health Care Center	Middlesex County	80	10-30	5
Tremont Rehabilitation	Plymouth County	104	>30	<5
Twin Oaks Rehab	Essex County	101	>30	11
Vero Health & Rehab of South Hadley	Hampshire County	132	>30	8
Vero Health and Rehab of Hampden	Hampden County	100	>30	<5
Vero Health and Rehab of Wilbraham	Hampden County	135	>30	22
Wachusett Manor	Worcester County	96	>30	9
Wakefield Center	Middlesex County	149	>30	13
Walpole Healthcare Nursing Home	Norfolk County	90	>30	11
Wareham Healthcare	Plymouth County	175	<10	0
Watertown Health Center	Middlesex County	163	>30	17
Waterview Lodge	Middlesex County	103	>30	10
Webster Manor Rehabilitation & Health Care Center	Worcester County	135	<10	<5
Webster Park Rehabilitation & Healthcare Center	Plymouth County	110	>30	19
Wedgemere Healthcare	Bristol County	94	10-30	6
West Newton HealthCare	Middlesex County	123	>30	10
West Revere Health Center	Suffolk County	119	>30	<5

1. Staff and residents.

2. Cumulative COVID-19 deaths – includes residents only.

PLEASE NOTE: This list includes nursing homes, rest homes, and skilled nursing facilities with at least 2 reported COVID-19 cases to date (staff and residents). The number of cases for a facility relies on the amount of testing conducted; facilities not included on this list may have COVID-19 cases that have not yet been identified. Some facilities have tested some or all residents only; some have also tested staff. A low number of cases may reflect that not all residents and staff have been tested, not necessarily low prevalence.

ALSO: Data on deaths is self-reported by each facility. In accordance with long-term care regulations, nursing homes and rest homes must report deaths due to any cause in any resident, either confirmed COVID-19 positive, or suspected to have COVID-19, even if the individual was never tested. When the number of deaths is between 1-4 residents, the number is suppressed and reported as fewer than 5, to protect possible resident identification.

Sources: MAVEN for confirmed cases; Individual facilities reported to DPH Bureau of Health Care Safety and Quality



Long Term Care Facilities With 2+ Known COVID Cases and Facility-Reported Deaths (6/6)

Data collected as of 5/26/2020

Facility	County	Total Licensed Beds	Number of confirmed cases ¹	COVID-19 Deaths ²
West Roxbury Health and Rehab Center	Suffolk County	76	>30	7
West Side House	Worcester County	91	>30	<5
Westborough Healthcare	Worcester County	117	>30	19
Westfield Center	Hampden County	98	<10	0
Westford House	Middlesex County	123	>30	5
Whittier Westborough Transitional Care Unit	Worcester County	19	<10	0
Williamstown Commons	Berkshire County	180	>30	24
Winchester Nursing Center	Middlesex County	121	10-30	<5
Windsor Nursing & Retirement Home	Barnstable County	120	<10	0
Wingate at Chestnut Hill	Norfolk County	135	>30	13
Wingate at Harwich	Barnstable County	135	>30	19
Wingate at Haverhill	Essex County	146	>30	21
Wingate at Needham	Norfolk County	142	>30	15
Wingate at Sharon	Norfolk County	66	10-30	<5
Wingate at Silver Lake	Plymouth County	164	>30	5
Wingate at Weston	Middlesex County	160	>30	21
Woburn Nursing Center, Inc.	Middlesex County	140	>30	17
Worcester Health Center	Worcester County	160	>30	7
Worcester Rehabilitation	Worcester County	160	>30	8

1. Staff and residents.

2. Cumulative COVID-19 deaths – includes residents only.

PLEASE NOTE: This list includes nursing homes, rest homes, and skilled nursing facilities with at least 2 reported COVID-19 cases to date (staff and residents). The number of cases for a facility relies on the amount of testing conducted; facilities not included on this list may have COVID-19 cases that have not yet been identified. Some facilities have tested some or all residents only; some have also tested staff. A low number of cases may reflect that not all residents and staff have been tested, not necessarily low prevalence.

ALSO: Data on deaths is self-reported by each facility. In accordance with long-term care regulations, nursing homes and rest homes must report deaths due to any cause in any resident, either confirmed COVID-19 positive, or suspected to have COVID-19, even if the individual was never tested. When the number of deaths is between 1-4 residents, the number is suppressed and reported as fewer than 5, to protect possible resident identification.

Sources: MAVEN for confirmed cases; Individual facilities reported to DPH Bureau of Health Care Safety and Quality



Nursing Facilities Baseline Testing

- On, April 27th the Commonwealth announced a COVID-19 Nursing Facility Accountability and Support Program. Additional funding of up to \$130 m is being provided to improve the safety and infection control protocols for nursing home residents and staff.
- This additional funding is dependent upon facilities meeting specific accountability metrics, including **testing at least 90% of all nursing home residents and staff for COVID-19 between April 8, 2020 and May 25, 2020**. Facilities were encouraged to test 100% of staff and residents.
- The Executive Office of Health and Human Services (EOHHS) worked closely with the Massachusetts Senior Care Association (MSCA) to provide material supports to facilities to ensure they have testing options and were able to meet the May 25th deadline.
- This report depicts the percentage of staff and residents tested for COVID-19 at each facility and whether a facility met the 90% threshold. The data is self-attested by nursing facilities and can be further audited and reviewed by EOHHS for final determinations.
- Facilities that did meet the 90% testing threshold will not receive any additional funding under the Accountability and Support policy.**

Baseline
Testing
Results
(through 5/25)

Total facilities required to submit testing data	360
Total facilities achieving baseline testing threshold for residents and staff	350
Total facilities achieving baseline testing threshold for residents only	3
Total facilities achieving baseline testing threshold for staff only	1
Total facilities not achieving baseline testing threshold for residents or staff	1
Total facilities that did not submit in time	5



Nursing Facility Baseline Testing Results

Facility Name	City/Town	% of Residents Tested	% of Staff Tested	Baseline Testing Status	Submitted Attestation
ABERJONA NURSING CENTER, INC.	Winchester	100%	99%	Achieved for Residents and Staff	Yes
ACADEMY MANOR	Andover	100%	96%	Achieved for Residents and Staff	Yes
ADVINIA CARE AT PROVINCETOWN	Provincetown	100%	100%	Achieved for Residents and Staff	Yes
ADVOCATE HEALTHCARE OF EAST BOSTON LLC	East Boston	100%	98%	Achieved for Residents and Staff	Yes
AGAWAM HEALTHCARE	Agawam	100%	93%	Achieved for Residents and Staff	Yes
ALDEN COURT NURSING CARE & REHAB CTR	Fairhaven	100%	100%	Achieved for Residents and Staff	Yes
ALLIANCE HEALTH AT ABBOTT	Lynn	98%	100%	Achieved for Residents and Staff	Yes
ALLIANCE HEALTH AT BALDWINVILLE	Baldwinville	100%	97%	Achieved for Residents and Staff	Yes
ALLIANCE HEALTH AT BRAINTREE	Braintree	95%	96%	Achieved for Residents and Staff	Yes
ALLIANCE HEALTH AT DEVEREUX	Marblehead	100%	97%	Achieved for Residents and Staff	Yes
ALLIANCE HEALTH AT MARINA BAY	Quincy	99%	97%	Achieved for Residents and Staff	Yes
ALLIANCE HEALTH AT ROSEWOOD	Peabody	99%	95%	Achieved for Residents and Staff	Yes
ALLIANCE HEALTH AT WEST ACRES	Brockton	100%	98%	Achieved for Residents and Staff	Yes
APPLE VALLEY CENTER	Ayer	97%	96%	Achieved for Residents and Staff	Yes
ARMENIAN NURSING & REHAB. CTR.	Jamaica Plain	95%	98%	Achieved for Residents and Staff	Yes
ATTLEBORO HEALTHCARE	Attleboro	100%	92%	Achieved for Residents and Staff	Yes
BAKER KATZ SKILLED NURSING & REHABILITATION	Haverhill	100%	95%	Achieved for Residents and Staff	Yes
BAYPATH AT DUXBURY NURSING & REHAB	Duxbury	100%	98%	Achieved for Residents and Staff	Yes
BAYPOINTE REHAB CENTER	Brockton	100%	95%	Achieved for Residents and Staff	Yes
BEAR HILL HEALTHCARE AND REHABILITATION CENTER	Stoneham	100%	96%	Achieved for Residents and Staff	Yes
BEAR MOUNTAIN AT ANDOVER	Andover	100%	99%	Achieved for Residents and Staff	Yes
BEAR MOUNTAIN AT READING	Reading	96%	94%	Achieved for Residents and Staff	Yes
BEAR MOUNTAIN AT SUDBURY	Sudbury	99%	92%	Achieved for Residents and Staff	Yes
BEAR MOUNTAIN AT WEST SPRINGFIELD	West Springfield	100%	96%	Achieved for Residents and Staff	Yes
BEAR MOUNTAIN AT WORCESTER	Worcester	100%	96%	Achieved for Residents and Staff	Yes
BEAUMONT REHAB & SKD NATICK	Natick	100%	97%	Achieved for Residents and Staff	Yes
BEAUMONT REHAB & SKD NORTHBOROUGH	Northborough	100%	97%	Achieved for Residents and Staff	Yes
BEAUMONT REHAB & SKD NORTHBRIDGE	Northbridge	100%	98%	Achieved for Residents and Staff	Yes
BEAUMONT REHAB & SKD WESTBOROUGH	Westborough	100%	98%	Achieved for Residents and Staff	Yes
BELMONT MANOR NURSING HOME	Belmont	100%	92%	Achieved for Residents and Staff	Yes
BELVIDERE HEALTHCARE	Lowell	100%	94%	Achieved for Residents and Staff	Yes
BENJAMIN HEALTHCARE CENTER	Roxbury Crossing	100%	100%	Achieved for Residents and Staff	Yes

Note: The figures presented in this publication were self-reported by nursing facilities. Facilities were also required to submit a signed attestation form certifying compliance with [MassHealth Nursing Facility Bulletin 146](#). See the bulletin for more information on the period over which testing occurred and how resident and staff counts were reported.



Nursing Facility Baseline Testing Results

Facility Name	City/Town	% of Residents Tested	% of Staff Tested	Baseline Testing Status	Submitted Attestation
BERKELEY RETIREMENT HOME	Lawrence	100%	100%	Achieved for Residents and Staff	Yes
BERKSHIRE HEALTH CARE CENTER	Sandisfield	100%	93%	Achieved for Residents and Staff	Yes
BETHANY HEALTH CARE CENTER	Framingham	100%	98%	Achieved for Residents and Staff	Yes
BLAIRE HOUSE LTCF MILFORD	Milford	100%	96%	Achieved for Residents and Staff	Yes
BLAIRE HOUSE LTCF TEWKSBURY	Tewksbury	100%	96%	Achieved for Residents and Staff	Yes
BLAIRE HOUSE LTCF WORCESTER	Worcester	100%	91%	Achieved for Residents and Staff	Yes
BLUE HILLS HEALTH & REHABILITATION CENTER	Stoughton	100%	100%	Achieved for Residents and Staff	Yes
BLUEBERRY HILL REHABILITATION AND HEALTHCARE CTR	Beverly	100%	0% ¹	Achieved for Residents Only	Yes
BOSTON HOME	Dorchester Center	100%	93%	Achieved for Residents and Staff	Yes
BOURNE MANOR EXT CARE FACILITY	Buzzards Bay	100%	99%	Achieved for Residents and Staff	Yes
BRAINTREE MANOR HEALTHCARE	Braintree	100%	90%	Achieved for Residents and Staff	Yes
BRANDON WOODS OF DARTMOUTH	South Dartmouth	100%	92%	Achieved for Residents and Staff	Yes
BRANDON WOODS OF NEW BEDFORD	New Bedford	100%	100%	Achieved for Residents and Staff	Yes
BRENTWOOD REHAB & HEALTHCARE CTR	Danvers	96%	96%	Achieved for Residents and Staff	Yes
BRIARWOOD REHAB & HEALTHCARE CTR	Needham	100%	91%	Achieved for Residents and Staff	Yes
BRIDGEWATER NURSING HOME	Bridgewater	100%	100%	Achieved for Residents and Staff	Yes
BRIGHAM HEALTH & REHABILITATION CENTER	Newburyport	100%	100%	Achieved for Residents and Staff	Yes
BRIGHTON HOUSE REHAB & NURSING CTR	Brighton	91%	96%	Achieved for Residents and Staff	Yes
BROCKTON HEALTH CENTER	Brockton	98%	97%	Achieved for Residents and Staff	Yes
BROOKSIDE REHAB & HEALTHCARE CENTER	Webster	100%	0% ²	Achieved for Residents Only	Yes
BRUDNICK CENTER FOR LIVING	Peabody	100%	98%	Achieved for Residents and Staff	Yes
BRUSH HILL CARE CENTER	Milton	100%	96%	Achieved for Residents and Staff	Yes
BUCKLEY-GREENFIELD HEALTHCARE CTR	Greenfield	100%	99%	Achieved for Residents and Staff	Yes
CAMBRIDGE REHAB & NURSING CTR	Cambridge	100%	93%	Achieved for Residents and Staff	Yes
CAMPION HEALTH & WELLNESS, INC.	Weston	100%	98%	Achieved for Residents and Staff	Yes
CAPE HERITAGE REHAB & HLTH CARE CTR	Sandwich	99%	97%	Achieved for Residents and Staff	Yes
CAPE REGENCY REHAB & HLTH CARE CTR	Centerville	99%	90%	Achieved for Residents and Staff	Yes
CARDIGAN NURSING & REHABILITATION CTR	Scituate	100%	100%	Achieved for Residents and Staff	Yes
CARE ONE AT BROOKLINE	Brookline	100%	99%	Achieved for Residents and Staff	Yes
CARE ONE AT CONCORD	Concord	100%	93%	Achieved for Residents and Staff	Yes
CARE ONE AT ESSEX PARK	Beverly	100%	96%	Achieved for Residents and Staff	Yes

¹ Blueberry Hill Rehabilitation and Healthcare Ctr. reported testing staff but did not include a total staff census.

² Brookside Rehab & Healthcare Center did not report a total staff census or number of staff tested.

Note: The figures presented in this publication were self-reported by nursing facilities. Facilities were also required to submit a signed attestation form certifying compliance with [MassHealth Nursing Facility Bulletin 146](#). See the bulletin for more information on the period over which testing occurred and how resident and staff counts were reported.



Nursing Facility Baseline Testing Results

Facility Name	City/Town	% of Residents Tested	% of Staff Tested	Baseline Testing Status	Submitted Attestation
CARE ONE AT HOLYOKE	Holyoke	100%	90%	Achieved for Residents and Staff	Yes
CARE ONE AT LEXINGTON	Lexington	100%	95%	Achieved for Residents and Staff	Yes
CARE ONE AT LOWELL	Lowell	92%	91%	Achieved for Residents and Staff	Yes
CARE ONE AT MILLBURY	Millbury	100%	93%	Achieved for Residents and Staff	Yes
CARE ONE AT NEW BEDFORD	New Bedford	100%	92%	Achieved for Residents and Staff	Yes
CARE ONE AT NEWTON	Newton Lower Falls	100%	97%	Achieved for Residents and Staff	Yes
CARE ONE AT NORTHAMPTON	Northampton	100%	96%	Achieved for Residents and Staff	Yes
CARE ONE AT PEABODY	Peabody	100%	100%	Achieved for Residents and Staff	Yes
CARE ONE AT RANDOLPH	Randolph	100%	100%	Achieved for Residents and Staff	Yes
CARE ONE AT REDSTONE	East Longmeadow	100%	95%	Achieved for Residents and Staff	Yes
CARE ONE AT WEYMOUTH	East Weymouth	100%	99%	Achieved for Residents and Staff	Yes
CARE ONE AT WILMINGTON	Wilmington	100%	97%	Achieved for Residents and Staff	Yes
CARLETON-WILLARD VILLAGE	Bedford	100%	96%	Achieved for Residents and Staff	Yes
CARLYLE HOUSE	Framingham	100%	91%	Achieved for Residents and Staff	Yes
CARVALHO GROVE HEALTH & REHABILITATION	Fall River	100%	100%	Achieved for Residents and Staff	Yes
CASA DE RAMANA REHABILITATION CENTER	Framingham	0% ³	0% ³	Did Not Achieve for Residents or Staff	Yes
CATHOLIC MEMORIAL HOME	Fall River	100%	92%	Achieved for Residents and Staff	Yes
CEDAR VIEW REHAB & HEALTHCARE CTR	Methuen	100%	97%	Achieved for Residents and Staff	Yes
CEDARWOOD GARDENS	Franklin	95%	100%	Achieved for Residents and Staff	Yes
CENTER FOR EXTENDED CARE AT AMHERST	Amherst	100%	100%	Achieved for Residents and Staff	Yes
CHAPIN CENTER	Springfield	100%	95%	Achieved for Residents and Staff	Yes
CHARLENE MANOR EXT. CARE FAC.	Greenfield	100%	100%	Achieved for Residents and Staff	Yes
CHELSEA JEWISH NH, INC	Chelsea	100%	99%	Achieved for Residents and Staff	Yes
CHESTNUT HILL OF EAST LONGMEADOW	East Longmeadow	99%	99%	Achieved for Residents and Staff	Yes
CHESTNUT WOODS REHAB & HEALTHCARE CTR	Saugus	100%	93%	Achieved for Residents and Staff	Yes
CHETWYNDE HEALTHCARE	West Newton	100%	91%	Achieved for Residents and Staff	Yes
CHICOPEE REHABILITATION & NURSING CENTER	Chicopee	100%	100%	Achieved for Residents and Staff	Yes
CHRISTOPHER HOUSE OF WORCESTER	Worcester	100%	96%	Achieved for Residents and Staff	Yes
CHS of WALTHAM INC. dba MARISTHILL NURSING & REHAB CTR	Waltham	100%	100%	Achieved for Residents and Staff	Yes
CLIFTON REHABILITATIVE NURG. CTR	Somerset	94%	97%	Achieved for Residents and Staff	Yes

³ Casa de Ramana Rehabilitation Center did not report total resident or staff census numbers. This facility did report figures for testing residents and staff.

Note: The figures presented in this publication were self-reported by nursing facilities. Facilities were also required to submit a signed attestation form certifying compliance with [MassHealth Nursing Facility Bulletin 146](#). See the bulletin for more information on the period over which testing occurred and how resident and staff counts were reported.



Nursing Facility Baseline Testing Results

Facility Name	City/Town	% of Residents Tested	% of Staff Tested	Baseline Testing Status	Submitted Attestation
COLEMAN HOUSE	Northborough	100%	90%	Achieved for Residents and Staff	Yes
COLONY CENTER HEALTH & REHAB	Abington	98%	98%	Achieved for Residents and Staff	Yes
CONTINUING CARE II AT BROOKSBY VILLAGE	Peabody	100%	100%	Achieved for Residents and Staff	Yes
COPLEY AT STOUGHTON NURG.CARE CTR	Stoughton	100%	91%	Achieved for Residents and Staff	Yes
COUNTRY CENTER FOR HEALTH & REHAB	Newburyport	100%	99%	Achieved for Residents and Staff	Yes
COUNTRY GARDENS HEALTH & REHABILITATION CENTER	Swansea	99%	92%	Achieved for Residents and Staff	Yes
COUNTRYSIDE HEALTH CARE OF MILFORD	Milford	100%	96%	Achieved for Residents and Staff	Yes
COURTYARD NURSING CARE CENTER	Medford	98%	94%	Achieved for Residents and Staff	Yes
CRANEVILLE PLACE AT DALTON	Dalton	100%	98%	Achieved for Residents and Staff	Yes
DAY BROOK VILLAGE SENIOR LIVING	Holyoke	100%	94%	Achieved for Residents and Staff	Yes
DEDHAM HEALTHCARE	Dedham	100%	90%	Achieved for Residents and Staff	Yes
DEN MAR HEALTH & REHABILITATION CENTER	Rockport	100%	100%	Achieved for Residents and Staff	Yes
DEXTER HOUSE HEALTHCARE	Malden	100%	95%	Achieved for Residents and Staff	Yes
DWYER HOME	Weymouth	95%	96%	Achieved for Residents and Staff	Yes
D'YOUVILLE SENIOR CARE, INC.	Lowell	98%	94%	Achieved for Residents and Staff	Yes
E. LONGMEADOW SKILLED NURSING CTR	East Longmeadow	100%	92%	Achieved for Residents and Staff	Yes
EASTPOINTE REHAB CENTER	Chelsea	100%	91%	Achieved for Residents and Staff	Yes
ELAINE CENTER AT HADLEY	Hadley	100%	95%	Achieved for Residents and Staff	Yes
ELIOT CENTER FOR HEALTH & REHAB	Natick	100%	100%	Achieved for Residents and Staff	Yes
ELIZABETH SETON RESIDENCE	Wellesley Hills	100%	98%	Achieved for Residents and Staff	Yes
ELLIS NURSING HOME	Norwood	99%	92%	Achieved for Residents and Staff	Yes
FAIRHAVEN HEALTHCARE CENTER	Lowell	100%	98%	Achieved for Residents and Staff	Yes
FAIRVIEW COMMONS NURG & REH. CTR	Great Barrington	99%	98%	Achieved for Residents and Staff	Yes
FALL RIVER HEALTHCARE	Fall River	99%	95%	Achieved for Residents and Staff	Yes
FALL RIVER JEWISH HOME, INC.	Fall River	100%	100%	Achieved for Residents and Staff	Yes
FARREN CARE CENTER	Turners Falls	100%	99%	Achieved for Residents and Staff	Yes
FITCHBURG HEALTHCARE	Fitchburg	100%	90%	Achieved for Residents and Staff	Yes
FITCHBURG REHABILITATION AND NURSING CENTER	Fitchburg	94%	100%	Achieved for Residents and Staff	Yes
FRC, INC. dba SPAULDING NURSING & THERAPY BRIGHTON	Brighton	98%	100%	Achieved for Residents and Staff	Yes
GARDEN PLACE HEALTHCARE	Attleboro	100%	99%	Achieved for Residents and Staff	Yes
GARDNER REHABILITATION & NURSING CENTER	Gardner	100%	100%	Achieved for Residents and Staff	Yes
GERMAN CENTRE FOR EXT. CARE	West Roxbury	100%	92%	Achieved for Residents and Staff	Yes
GLEN RIDGE NURSING CARE CENTER	Medford	100%	96%	Achieved for Residents and Staff	Yes
GLOUCESTER HEALTHCARE	Gloucester	100%	93%	Achieved for Residents and Staff	Yes

Note: The figures presented in this publication were self-reported by nursing facilities. Facilities were also required to submit a signed attestation form certifying compliance with [MassHealth Nursing Facility Bulletin 146](#). See the bulletin for more information on the period over which testing occurred and how resident and staff counts were reported.



Nursing Facility Baseline Testing Results

Facility Name	City/Town	% of Residents Tested	% of Staff Tested	Baseline Testing Status	Submitted Attestation
GOVERNORS CENTER	Westfield	100%	95%	Achieved for Residents and Staff	Yes
GREENWOOD NURSING & REHAB. CTR	Wakefield	100%	93%	Achieved for Residents and Staff	Yes
HANCOCK PARK REHABILITATION & NURSING CTR	Quincy	100%	98%	Achieved for Residents and Staff	Yes
HANNAH B G SHAW HOME FOR AGED	Middleboro	98%	96%	Achieved for Residents and Staff	Yes
HANNAH DUSTON HEALTHCARE CTR.	Haverhill	99%	93%	Achieved for Residents and Staff	Yes
HARBOR HOUSE NURSING & REHAB CTR	Hingham	100%	91%	Achieved for Residents and Staff	Yes
HATHAWAY MANOR EXTENDED CARE	New Bedford	100%	94%	Achieved for Residents and Staff	Yes
HATHORNE HILL	Danvers	100%	95%	Achieved for Residents and Staff	Yes
HEATHWOOD HEALTHCARE	Chestnut Hill	100%	94%	Achieved for Residents and Staff	Yes
HELLENIC NURSING AND REHABILITATION CENTER	Canton	100%	97%	Achieved for Residents and Staff	Yes
HERITAGE HALL EAST	Agawam	100%	100%	Achieved for Residents and Staff	Yes
HERITAGE HALL NORTH	Agawam	98%	98%	Achieved for Residents and Staff	Yes
HERITAGE HALL SOUTH	Agawam	100%	97%	Achieved for Residents and Staff	Yes
HERITAGE HALL WEST	Agawam	100%	92%	Achieved for Residents and Staff	Yes
HIGHVIEW OF NORTHAMPTON	Leeds	100%	100%	Achieved for Residents and Staff	Yes
HILLCREST COMMONS NURS & REH. CTR	Pittsfield	100%	98%	Achieved for Residents and Staff	Yes
HOLDEN REHAB & SKILLED NURSING CTR	Holden	100%	95%	Achieved for Residents and Staff	Yes
HOLY TRINITY EASTERN ORTHODOX NURSING AND REHAB. CENTER	Worcester	100%	95%	Achieved for Residents and Staff	Yes
HOLYOKE HEALTHCARE CENTER	Holyoke	100%	98%	Achieved for Residents and Staff	Yes
HUNT NURSING AND REHABILITATION CENTER	Danvers	93%	95%	Achieved for Residents and Staff	Yes
JEANNE JUGAN RESIDENCE	Somerville	100%	100%	Achieved for Residents and Staff	Yes
JESMOND NURSING HOME	Nahant	100%	96%	Achieved for Residents and Staff	Yes
JEWISH HEALTHCARE CENTER	Worcester	100%	94%	Achieved for Residents and Staff	Yes
JML CARE CENTER	Falmouth	100%	98%	Achieved for Residents and Staff	Yes
JOHN ADAMS HEALTHCARE CENTER	Quincy	100%	100%	Achieved for Residents and Staff	Yes
JOHN SCOTT HOUSE NURSING & REHAB CENTER	Braintree	100%	97%	Achieved for Residents and Staff	Yes
JULIAN J. LEVITT FAMILY NURSING HOME	Longmeadow	99%	96%	Achieved for Residents and Staff	Yes
KEYSTONE CENTER	Leominster	98%	91%	Achieved for Residents and Staff	Yes
KIMBALL FARMS NURSING CARE CENTER	Lenox	100%	99%	Achieved for Residents and Staff	Yes
KNOLLWOOD NURSING CENTER	Worcester	100%	100%	Achieved for Residents and Staff	Yes
LAFAYETTE SKILLED REHAB AND NURSING CTR	Marblehead	100%	94%	Achieved for Residents and Staff	Yes
LAKEVIEW HOUSE SKLD NURS & RESIDENTIAL FACILITY	Haverhill	100%	100%	Achieved for Residents and Staff	Yes
LANESSA EXTENDED CARE	Webster	96%	99%	Achieved for Residents and Staff	Yes

Note: The figures presented in this publication were self-reported by nursing facilities. Facilities were also required to submit a signed attestation form certifying compliance with [MassHealth Nursing Facility Bulletin 146](#). See the bulletin for more information on the period over which testing occurred and how resident and staff counts were reported.



Nursing Facility Baseline Testing Results

Facility Name	City/Town	% of Residents Tested	% of Staff Tested	Baseline Testing Status	Submitted Attestation
LAUREL RIDGE REHABILITATION & SKILLED CARE CENTER	Jamaica Plain	100%	97%	Achieved for Residents and Staff	Yes
LEDGEWOOD REHAB & SKILLED NC	Beverly	100%	99%	Achieved for Residents and Staff	Yes
LEE HEALTHCARE	Lee	96%	95%	Achieved for Residents and Staff	Yes
LEONARD FLORENCE CENTER FOR LIVING	Chelsea	100%	97%	Achieved for Residents and Staff	Yes
LIBERTY COMMONS NURG & REH.CTR	North Chatham	96%	92%	Achieved for Residents and Staff	Yes
LIFE CARE CENTER OF ACTON	Acton	100%	91%	Achieved for Residents and Staff	Yes
LIFE CARE CENTER OF ATTLEBORO	Attleboro	100%	100%	Achieved for Residents and Staff	Yes
LIFE CARE CENTER OF AUBURN	Auburn	100%	95%	Achieved for Residents and Staff	Yes
LIFE CARE CENTER OF LEOMINSTER	Leominster	100%	100%	Achieved for Residents and Staff	Yes
LIFE CARE CENTER OF LYNN: A L.T.C.F FACILITY	Lynn	98%	93%	Achieved for Residents and Staff	Yes
LIFE CARE CENTER OF MERRIMACK VALLEY	North Billerica	0%	0%	Did Not Submit in Time	No
LIFE CARE CENTER OF NASHOBA VALLEY	Littleton	93%	94%	Achieved for Residents and Staff	Yes
LIFE CARE CENTER OF PLYMOUTH	Plymouth	100%	90%	Achieved for Residents and Staff	Yes
LIFE CARE CENTER OF RAYNHAM	Raynham	100%	93%	Achieved for Residents and Staff	Yes
LIFE CARE CENTER OF STONEHAM	Stoneham	100%	100%	Achieved for Residents and Staff	Yes
LIFE CARE CENTER OF THE SOUTH SHORE	Scituate	100%	95%	Achieved for Residents and Staff	Yes
LIFE CARE CENTER OF W. BRIDGEWATER	West Bridgewater	0%	0%	Did Not Submit in Time	No
LIFE CARE CENTER OF WILBRAHAM, A L.T.C.F	Wilbraham	100%	93%	Achieved for Residents and Staff	Yes
LIGHTHOUSE NURSING CARE CENTER	Revere	100%	98%	Achieved for Residents and Staff	Yes
LINDA MANOR EXTENDED CARE FAC	Leeds	100%	92%	Achieved for Residents and Staff	Yes
LINDEN PONDS	Hingham	100%	95%	Achieved for Residents and Staff	Yes
LONGMEADOW OF TAUNTON	Taunton	100%	96%	Achieved for Residents and Staff	Yes
LOOMIS LAKESIDE AT REEDS LANDING	Springfield	100%	94%	Achieved for Residents and Staff	Yes
LUTHERAN REHAB & SKILLED CARE CTR	Worcester	100%	96%	Achieved for Residents and Staff	Yes
LYDIA TAFT HOUSE	Uxbridge	100%	100%	Achieved for Residents and Staff	Yes
MADONNA MANOR NURSING HOME	North Attleboro	100%	100%	Achieved for Residents and Staff	Yes
MAPLES REHABILITATION & NURSING CENTER	Wrentham	100%	98%	Achieved for Residents and Staff	Yes
MAPLEWOOD REHAB & NURSING	Amesbury	100%	99%	Achieved for Residents and Staff	Yes
MARIAN MANOR	Boston	100%	95%	Achieved for Residents and Staff	Yes
MARIAN MANOR OF TAUNTON	Taunton	100%	96%	Achieved for Residents and Staff	Yes
MARIE ESTHER HEALTH CTR., INC.	Marlborough	100%	100%	Achieved for Residents and Staff	Yes
MARLBOROUGH HILLS REHAB & HEALTH CARE CTR	Marlborough	100%	91%	Achieved for Residents and Staff	Yes
MARY ANN MORSE NURS. & REHAB. CTR.	Natick	100%	99%	Achieved for Residents and Staff	Yes
MARY'S MEADOW AT PROVIDENCE PLACE	Holyoke	100%	97%	Achieved for Residents and Staff	Yes

Note: The figures presented in this publication were self-reported by nursing facilities. Facilities were also required to submit a signed attestation form certifying compliance with [MassHealth Nursing Facility Bulletin 146](#). See the bulletin for more information on the period over which testing occurred and how resident and staff counts were reported.



Nursing Facility Baseline Testing Results

Facility Name	City/Town	% of Residents Tested	% of Staff Tested	Baseline Testing Status	Submitted Attestation
MASCONOMET HEALTHCARE CENTER	Topsfield	100%	92%	Achieved for Residents and Staff	Yes
MATTAPAN HEALTH & REHAB CTR	Milford	98%	94%	Achieved for Residents and Staff	Yes
MAYFLOWER PLACE NSG & REHAB CTR	West Yarmouth	100%	95%	Achieved for Residents and Staff	Yes
MEADOW GREEN NSG AND REHAB CTR	Waltham	100%	94%	Achieved for Residents and Staff	Yes
MEDFORD REHAB & NURSING CTR	Medford	100%	94%	Achieved for Residents and Staff	Yes
MEDWAY COUNTRY MANOR SK NURG & REH	Medway	0%	0%	Did Not Submit in Time	No
MELROSE HEALTHCARE	Melrose	100%	92%	Achieved for Residents and Staff	Yes
MERRIMACK VALLEY HEALTH CENTER	Amesbury	100%	95%	Achieved for Residents and Staff	Yes
MI NURSING/RESTORATIVE CTR	Lawrence	91%	98%	Achieved for Residents and Staff	Yes
MILFORD CENTER	Milford	100%	96%	Achieved for Residents and Staff	Yes
MONT MARIE REHAB & HEALTHCARE CTR.	Holyoke	100%	92%	Achieved for Residents and Staff	Yes
MOUNT CARMEL CARE CENTER	Lenox	100%	99%	Achieved for Residents and Staff	Yes
MOUNT GREYLOCK EXT. CARE FAC.	Pittsfield	100%	100%	Achieved for Residents and Staff	Yes
MOUNT SAINT VINCENT CARE CENTER	Holyoke	100%	100%	Achieved for Residents and Staff	Yes
NEMASKET HEALTHCARE CENTER	Middleboro	96%	94%	Achieved for Residents and Staff	Yes
NEVILLE CTR.@ FRESH POND FOR NURSING & REHABILITATION	Cambridge	100%	91%	Achieved for Residents and Staff	Yes
NEVINS NURSING & REHAB. CENTER	Methuen	97%	94%	Achieved for Residents and Staff	Yes
NEW BEDFORD JEWISH CONV HOME	New Bedford	100%	100%	Achieved for Residents and Staff	Yes
NEW ENGLAND HOMES FOR THE DEAF	Danvers	100%	100%	Achieved for Residents and Staff	Yes
NEW ENGLAND PEDIATRIC CARE	North Billerica	100%	98%	Achieved for Residents and Staff	Yes
NEWTON WELLESLEY CTR FOR ALZHEIMER'S CARE	Wellesley	100%	94%	Achieved for Residents and Staff	Yes
NORTH ADAMS COMMONS NRG.&REH.CTR	North Adams	100%	100%	Achieved for Residents and Staff	Yes
NORTH END REHABILITATION AND HEALTH CARE CENTER	Boston	100%	95%	Achieved for Residents and Staff	Yes
NORTH HILL - THE S.N.F.	Needham	100%	70%	Achieved for Residents Only	Yes
NORTHWOOD REHAB & HLTH CARE CTR	Lowell	100%	99%	Achieved for Residents and Staff	Yes
NORWOOD HEALTHCARE	Norwood	97%	91%	Achieved for Residents and Staff	Yes
NOTRE DAME HEALTH CARE CENTER	Worcester	100%	100%	Achieved for Residents and Staff	Yes
OAK KNOLL HEALTHCARE CENTER	Framingham	100%	95%	Achieved for Residents and Staff	Yes
OAKDALE REHAB. & SKILLED NURS.CTR	West Boylston	100%	97%	Achieved for Residents and Staff	Yes
OAKHILL HEALTHCARE	Middleboro	100%	93%	Achieved for Residents and Staff	Yes
ODD FELLOWS HOME OF MASS	Worcester	100%	95%	Achieved for Residents and Staff	Yes
OUR ISLAND HOME	Nantucket	100%	100%	Achieved for Residents and Staff	Yes
OUR LADY'S HAVEN	Fairhaven	100%	95%	Achieved for Residents and Staff	Yes

Note: The figures presented in this publication were self-reported by nursing facilities. Facilities were also required to submit a signed attestation form certifying compliance with [MassHealth Nursing Facility Bulletin 146](#). See the bulletin for more information on the period over which testing occurred and how resident and staff counts were reported.



Nursing Facility Baseline Testing Results

Facility Name	City/Town	% of Residents Tested	% of Staff Tested	Baseline Testing Status	Submitted Attestation
OVERLOOK MASONIC HEALTH CENTER	Charlton	98%	100%	Achieved for Residents and Staff	Yes
PALM MANOR	Chelmsford	98%	96%	Achieved for Residents and Staff	Yes
PALMER HEALTHCARE CENTER	Palmer	100%	100%	Achieved for Residents and Staff	Yes
PARK AVENUE HEALTH CENTER	Arlington	100%	100%	Achieved for Residents and Staff	Yes
PARK PLACE REHAB & SKILLED CARE CTR	Hyde Park	100%	99%	Achieved for Residents and Staff	Yes
PARKWAY HEALTH & REAHB CTR	Milford	100%	100%	Achieved for Residents and Staff	Yes
PARSONS HILL REHAB & HEALTH CARE CTR.	Worcester	100%	93%	Achieved for Residents and Staff	Yes
PENACOOK PLACE, INC.	Haverhill	100%	94%	Achieved for Residents and Staff	Yes
PHILLIPS MANOR NURSING HOME	West Lynn	100%	100%	Achieved for Residents and Staff	Yes
PILGRIM REH & SKIL NURS CTR	Peabody	100%	100%	Achieved for Residents and Staff	Yes
PINE KNOLL NURSING CENTER	Lexington	100%	92%	Achieved for Residents and Staff	Yes
PLEASANT BAY OF BREWSTER REHAB CENTER	Brewster	100%	100%	Achieved for Residents and Staff	Yes
PLYMOUTH HARBORSIDE HEALTHCARE	Plymouth	92%	90%	Achieved for Residents and Staff	Yes
PLYMOUTH REHAB & HLTH CARE CTR	Plymouth	97%	99%	Achieved for Residents and Staff	Yes
POET'S SEAT HEALTH CARE CENTER	Greenfield	96%	100%	Achieved for Residents and Staff	Yes
POPE NURSING HOME	Weymouth	100%	94%	Achieved for Residents and Staff	Yes
PORT HEALTHCARE CENTER	Newburyport	98%	95%	Achieved for Residents and Staff	Yes
PRESCOTT HOUSE	North Andover	100%	96%	Achieved for Residents and Staff	Yes
PRESENTATION REHABILITATION & SKILLED CARE CTR	Brighton	100%	94%	Achieved for Residents and Staff	Yes
QUABBIN VALLEY HEALTHCARE (BLUPOINT HEALTHCARE LLC)	Athol	100%	96%	Achieved for Residents and Staff	Yes
QUABOAG REHABILITATION & SKILLED CARE CTR	North Brookfield	100%	100%	Achieved for Residents and Staff	Yes
QUEEN ANNE NURSING HOME	Hingham	100%	93%	Achieved for Residents and Staff	Yes
QUINCY HEALTH & REHABILITATION CENTER	Quincy	100%	98%	Achieved for Residents and Staff	Yes
REHAB & NURSING CTR AT EVERETT	Everett	100%	93%	Achieved for Residents and Staff	Yes
RESERVOIR CENTER FOR HEALTH & REHAB	Marlborough	100%	97%	Achieved for Residents and Staff	Yes
REVOLUTION AT CHARLWELL	Norwood	66%	100%	Achieved for Staff Only	No
REVOLUTION AT KIMWELL	Fall River	100%	100%	Achieved for Residents and Staff	Yes
RIVER TERRACE REHAB & HEALTHCARE CTR	Lancaster	100%	100%	Achieved for Residents and Staff	Yes
RIVERBEND OF SOUTH NATICK	Natick	100%	100%	Achieved for Residents and Staff	Yes
RIVERCREST L.T.C.F.	Concord	100%	100%	Achieved for Residents and Staff	Yes
ROYAL BRAINTREE NRSG & REHAB CENTER	Braintree	100%	98%	Achieved for Residents and Staff	Yes
ROYAL CAPE COD NURSING AND REHAB CTR	Buzzards Bay	100%	100%	Achieved for Residents and Staff	Yes
ROYAL COTUIT NUR & REHAB CENTER	Mashpee	100%	95%	Achieved for Residents and Staff	Yes

Note: The figures presented in this publication were self-reported by nursing facilities. Facilities were also required to submit a signed attestation form certifying compliance with [MassHealth Nursing Facility Bulletin 146](#). See the bulletin for more information on the period over which testing occurred and how resident and staff counts were reported.



Nursing Facility Baseline Testing Results

Facility Name	City/Town	% of Residents Tested	% of Staff Tested	Baseline Testing Status	Submitted Attestation
ROYAL FAIRHAVEN NURSING AND REHAB CTR	Fairhaven	100%	99%	Achieved for Residents and Staff	Yes
ROYAL MEADOW VIEW CENTER	North Reading	100%	100%	Achieved for Residents and Staff	Yes
ROYAL MEGANSETT NRG & RET. HOME	North Falmouth	100%	100%	Achieved for Residents and Staff	Yes
ROYAL NORWELL NURSING & REHAB CTR, LLC	Norwell	100%	98%	Achieved for Residents and Staff	Yes
ROYAL NURSING CENTER, LLC	Falmouth	100%	100%	Achieved for Residents and Staff	Yes
ROYAL WAYLAND NURSING HOME, LLC	Wayland	92%	100%	Achieved for Residents and Staff	Yes
ROYAL WOOD MILL CENTER	Lawrence	100%	95%	Achieved for Residents and Staff	Yes
SACHEM CENTER FOR HEALTH & REHAB	East Bridgewater	95%	97%	Achieved for Residents and Staff	Yes
SACRED HEART NURSING HOME	New Bedford	100%	98%	Achieved for Residents and Staff	Yes
SALEM REHABILITATION CENTER LLC	Salem	100%	91%	Achieved for Residents and Staff	Yes
SANCTA MARIA NURSING HOME	Cambridge	95%	92%	Achieved for Residents and Staff	Yes
SARAH S. BRAYTON NURSING CARE CENTER	Fall River	98%	97%	Achieved for Residents and Staff	Yes
SAUGUS REHAB AND NURSING	Saugus	100%	93%	Achieved for Residents and Staff	Yes
SAVOY NURSING & REHAB CENTER	New Bedford	100%	93%	Achieved for Residents and Staff	Yes
SEA VIEW CONV & NURSING HOME	Rowley	0%	0%	Did Not Submit in Time	No
SEACOAST NURSING & REHABILITATION CTR.	Gloucester	100%	95%	Achieved for Residents and Staff	Yes
SERENITY HILL NURSING & REHABILITATION CENTER	Wrentham	100%	100%	Achieved for Residents and Staff	Yes
SEVEN HILLS PEDIATRIC CENTER	Groton	92%	100%	Achieved for Residents and Staff	Yes
SHERRILL HOUSE	Jamaica Plain	100%	97%	Achieved for Residents and Staff	Yes
SHREWSBURY NURSING & REHAB. CTR INC	Shrewsbury	100%	96%	Achieved for Residents and Staff	Yes
SIPPICAN HEALTHCARE CENTER	Marion	96%	98%	Achieved for Residents and Staff	Yes
Sixteen Acres Healthcare Center	Abington	99%	98%	Achieved for Residents and Staff	Yes
SOMERSET RIDGE	Somerset	99%	97%	Achieved for Residents and Staff	Yes
SOUTH COVE MANOR NURSING & REHAB CTR	Quincy	100%	100%	Achieved for Residents and Staff	Yes
SOUTH DENNIS HEALTHCARE	South Dennis	100%	97%	Achieved for Residents and Staff	Yes
SOUTHBRIDGE REHAB & HLTH CARE CTR	Southbridge	100%	94%	Achieved for Residents and Staff	Yes
SOUTHEAST HEALTH CARE CENTER	North Easton	98%	92%	Achieved for Residents and Staff	Yes
SOUTHPOINTE REHAB CENTER	Fall River	100%	98%	Achieved for Residents and Staff	Yes
SOUTHSHORE HEALTH CARE CENTER	Rockland	100%	97%	Achieved for Residents and Staff	Yes
SOUTHWOOD AT NORWELL NURSING CTR	Norwell	100%	95%	Achieved for Residents and Staff	Yes
SPRINGSIDE REHAB & SKILLED CARE CENTER	Pittsfield	100%	98%	Achieved for Residents and Staff	Yes
ST. CAMILLUS HEALTH CENTER	Whitinsville	97%	93%	Achieved for Residents and Staff	Yes
ST. FRANCIS REHAB & NURSING CENTER	Worcester	100%	100%	Achieved for Residents and Staff	Yes
ST. JOSEPH MANOR HEALTH CARE INC.	Brockton	100%	90%	Achieved for Residents and Staff	Yes

Note: The figures presented in this publication were self-reported by nursing facilities. Facilities were also required to submit a signed attestation form certifying compliance with [MassHealth Nursing Facility Bulletin 146](#). See the bulletin for more information on the period over which testing occurred and how resident and staff counts were reported.



Nursing Facility Baseline Testing Results

Facility Name	City/Town	% of Residents Tested	% of Staff Tested	Baseline Testing Status	Submitted Attestation
ST. JOSEPH REHABILITATION AND NURSING CARE CENTER	Dorchester	100%	96%	Achieved for Residents and Staff	Yes
ST. MARY HEALTH CARE	Worcester	100%	91%	Achieved for Residents and Staff	Yes
ST. PATRICK'S MANOR	Framingham	100%	92%	Achieved for Residents and Staff	Yes
STERLING VILLAGE LLC	Sterling	100%	99%	Achieved for Residents and Staff	Yes
STONE REHAB & SENIOR LIVING	Newton Upper Falls	100%	100%	Achieved for Residents and Staff	Yes
STONEHEDGE HEALTH CARE CENTER	West Roxbury	95%	94%	Achieved for Residents and Staff	Yes
SUDBURY PINES EXTENDED CARE	Sudbury	100%	100%	Achieved for Residents and Staff	Yes
SUNNY ACRES NURSING HOME	Chelmsford	100%	100%	Achieved for Residents and Staff	Yes
SUTTON HILL CENTER	North Andover	100%	94%	Achieved for Residents and Staff	Yes
SWEET BROOK OF WILLIAMSTOWN REHAB	Williamstown	100%	100%	Achieved for Residents and Staff	Yes
THE BOSTONIAN N.C AND REH. CTR	Dorchester	100%	100%	Achieved for Residents and Staff	Yes
THE GUARDIAN CENTER, INC.	Brockton	97%	91%	Achieved for Residents and Staff	Yes
THE HERMITAGE HEALTHCARE	Worcester	97%	91%	Achieved for Residents and Staff	Yes
THE HIGHLANDS	Fitchburg	100%	100%	Achieved for Residents and Staff	Yes
THE MEADOWS OF CENTRAL MASSACHUSETTS	Rochdale	100%	98%	Achieved for Residents and Staff	Yes
THE OAKS	New Bedford	99%	92%	Achieved for Residents and Staff	Yes
THE OXFORD REHAB & HEALTH CARE CENTER	Haverhill	100%	91%	Achieved for Residents and Staff	Yes
THE PAVILION	Hyannis	100%	100%	Achieved for Residents and Staff	Yes
THOMAS UPHAM HOUSE	Medfield	100%	100%	Achieved for Residents and Staff	Yes
TIMBERLYN HEIGHTS NURSING & REHABILITATION	Great Barrington	98%	100%	Achieved for Residents and Staff	Yes
TIMOTHY DANIELS HOUSE	Holliston	100%	100%	Achieved for Residents and Staff	Yes
TOWN & COUNTRY HEALTH CARE CTR	Lowell	0%	0%	Did Not Submit in Time	No
TREMONT HEALTH CARE CENTER	Wareham	100%	97%	Achieved for Residents and Staff	Yes
TWIN OAKS REHAB AND NURSING	Danvers	94%	100%	Achieved for Residents and Staff	Yes
VERO HEALTH & REHAB OF HAMPDEN	Hampden	100%	100%	Achieved for Residents and Staff	Yes
VERO HEALTH & REHAB OF SOUTH HADLEY	South Hadley	100%	97%	Achieved for Residents and Staff	Yes
VERO HEALTH & REHAB OF WILBRAHAM	Wilbraham	100%	97%	Achieved for Residents and Staff	Yes
VICTORIA HAVEN NSG FACILITY	Norwood	100%	91%	Achieved for Residents and Staff	Yes
WACHUSETT MANOR	Gardner	100%	99%	Achieved for Residents and Staff	Yes
WAKEFIELD CENTER	Wakefield	97%	95%	Achieved for Residents and Staff	Yes
WALPOLE HEALTHCARE	Walpole	100%	90%	Achieved for Residents and Staff	Yes
WAREHAM HEALTHCARE	Wareham	91%	90%	Achieved for Residents and Staff	Yes
WATERTOWN HEALTH CENTER	Watertown	100%	91%	Achieved for Residents and Staff	Yes

Note: The figures presented in this publication were self-reported by nursing facilities. Facilities were also required to submit a signed attestation form certifying compliance with [MassHealth Nursing Facility Bulletin 146](#). See the bulletin for more information on the period over which testing occurred and how resident and staff counts were reported.



Nursing Facility Baseline Testing Results

Facility Name	City/Town	% of Residents Tested	% of Staff Tested	Baseline Testing Status	Submitted Attestation
WATERVIEW LODGE LLC, REHAB & HEALTHCARE	Ashland	100%	94%	Achieved for Residents and Staff	Yes
WEBSTER MANOR REHAB & HEALTH CARE CTR.	Webster	100%	98%	Achieved for Residents and Staff	Yes
WEBSTER PARK REHAB & HEALTHCARE CTR.	Rockland	100%	94%	Achieved for Residents and Staff	Yes
WEDGEMERE HEALTHCARE	Taunton	100%	98%	Achieved for Residents and Staff	Yes
WEST NEWTON HEALTHCARE	Newton	99%	91%	Achieved for Residents and Staff	Yes
WEST REVERE HEALTH CENTER	Revere	100%	100%	Achieved for Residents and Staff	Yes
WEST ROXBURY HEALTH & REHAB CTR	Milford	98%	100%	Achieved for Residents and Staff	Yes
WEST SIDE HOUSE LTCF	Worcester	100%	100%	Achieved for Residents and Staff	Yes
WESTBOROUGH HEALTHCARE	Westborough	100%	92%	Achieved for Residents and Staff	Yes
WESTFIELD CENTER	Westfield	98%	99%	Achieved for Residents and Staff	Yes
WESTFIELD GARDENS NURSING & REHAB	Westfield	100%	100%	Achieved for Residents and Staff	Yes
WESTFORD HOUSE	Westford	100%	96%	Achieved for Residents and Staff	Yes
WHITTIER BRADFORD TRANS. CARE UNIT	Bradford	100%	100%	Achieved for Residents and Staff	Yes
WHITTIER WESTBOROUGH TRANSITIONAL CARE UNIT	Westborough	92%	96%	Achieved for Residents and Staff	Yes
WILLIAMSTOWN COMMONS N&R CTR	Williamstown	97%	98%	Achieved for Residents and Staff	Yes
WILLIMANSETT CENTER EAST	Chicopee	100%	93%	Achieved for Residents and Staff	Yes
WILLIMANSETT CENTER WEST	Chicopee	91%	96%	Achieved for Residents and Staff	Yes
WILLOW MANOR	Lowell	100%	98%	Achieved for Residents and Staff	Yes
WILMINGTON REHAB CENTER LLC	Wilmington	100%	91%	Achieved for Residents and Staff	Yes
WINCHESTER NURSING CENTER	Winchester	100%	98%	Achieved for Residents and Staff	Yes
WINDEMERE NURSING & REHAB CENTER ON MARTHA'S VINEYARD	Oak Bluffs	93%	97%	Achieved for Residents and Staff	Yes
WINDSOR NSG & RET. HOME	South Yarmouth	100%	100%	Achieved for Residents and Staff	Yes
WINGATE AT CHESTNUT HILL	Chestnut Hill	100%	100%	Achieved for Residents and Staff	Yes
WINGATE AT HARWICH	Harwich	100%	94%	Achieved for Residents and Staff	Yes
WINGATE AT HAVERHILL	Haverhill	100%	98%	Achieved for Residents and Staff	Yes
WINGATE AT NEEDHAM	Needham Heights	100%	100%	Achieved for Residents and Staff	Yes
WINGATE AT NORTON	Norton	100%	96%	Achieved for Residents and Staff	Yes
WINGATE AT SHARON	Sharon	100%	98%	Achieved for Residents and Staff	Yes
WINGATE AT SILVER LAKE	Kingston	100%	100%	Achieved for Residents and Staff	Yes
WINGATE AT WESTON	Weston	100%	100%	Achieved for Residents and Staff	Yes
WOBURN NURSING CENTER	Woburn	100%	98%	Achieved for Residents and Staff	Yes
WORCESTER HEALTH CENTER	Worcester	100%	93%	Achieved for Residents and Staff	Yes
WORCESTER REHAB & HLTH CARE CTR	Worcester	94%	92%	Achieved for Residents and Staff	Yes

Note: The figures presented in this publication were self-reported by nursing facilities. Facilities were also required to submit a signed attestation form certifying compliance with [MassHealth Nursing Facility Bulletin 146](#). See the bulletin for more information on the period over which testing occurred and how resident and staff counts were reported.



Nursing Facility Baseline Testing Results

¹ Beaumont at University Campus LLC, located in Worcester, also submitted data and achieved the baseline testing threshold. This facility is operating as a dedicated COVID-19 facility and is not presented in this publication.

Note: The figures presented in this publication were self-reported by nursing facilities. Facilities were also required to submit a signed attestation form certifying compliance with [MassHealth Nursing Facility Bulletin 146](#). See the bulletin for more information on the period over which testing occurred and how resident and staff counts were reported.



Nursing Facilities Clinical Audits

- On, April 27th the Commonwealth announced a COVID-19 Nursing Facility Accountability and Support Program. The program is predicated on clinical audits every two weeks **based on a [28-point Infection Control Checklist](#)**. Additional funding of up to \$130 m is provided to improve the safety and infection control protocols for nursing home residents and staff.
- The 28 point infection control checklist was developed in accordance with the Centers for Disease Control and Prevention (CDC), the Centers for Medicare & Medicaid Services (CMS), and Massachusetts Department of Public Health (DPH) guidelines. Audits are completed by licensed nurses and clinical staff trained in infection control.
- The bi-weekly report depicts how each facility has scored based on their initial baseline audit.**
- Based on a facility’s score on the 28-point checklist, each facility is rated:
 - Green “In Adherence”** and scored at least a 24 out of 28
 - Yellow “In Adherence but warrants reinspection”** and scored at least 20 out of 28
 - Red “Not in Adherence”** and scored under 20 and/or **missed at least one of six core**
- There were 119 facilities that received a score over 20 points, but are scored “Red” (“Not In Adherence”), due to a missed core competency (e.g. improper PPE use); **all facilities in the “Red” will receive targeted infection control training and re-audited by 5/29.**
- This baseline audit is based on the two week period May 4, 2020 through May 15, 2020.

Baseline Audit Results (through 5/15)	Total audits completed	360
	Total facilities in adherence	228
	Total facilities in adherence but warrant reinspection	0
	Total facilities not in adherence	
	- Facilities with score >20 but missed core competency	119
	- Facilities with score <20	13

Average score for facilities not in adherence due to missed core competency was 25 out of 28

40

Nursing Facility Audit Survey Results Date of Audit through 5/15/2020

Facility Name	City/Town	Overall Audit Determination	Reason For Non Adherence	Score	<div> <div></div> In adherence <div></div> Not in adherence </div>
ABERJONA NURSING CENTER, INC.	WINCHESTER	In adherence	NA	28	
ACADEMY MANOR	ANDOVER	Not in adherence	Core Competencies	26	
ADVANIA CARE AT PROVINCETOWN	PROVINCETOWN	Not in adherence	Core Competencies	26	
ADVOCATE HEALTHCARE OF EAST BOSTON	BOSTON	In adherence	NA	26	
AGAWAM HEALTHCARE	AGAWAM	Not in adherence	Core Competencies	27	
ALDEN COURT NURSING CARE & REHAB CTR	FAIRHAVEN	Not in adherence	Core Competencies	27	
ALLIANCE HEALTH AT ABBOTT	LYNN	In adherence	NA	26	
ALLIANCE HEALTH AT BALDWINVILLE	TEMPLETON	In adherence	NA	28	
ALLIANCE HEALTH AT BRAINTREE	BRAINTREE	In adherence	NA	28	
ALLIANCE HEALTH AT DEVEREUX	MARBLEHEAD	In adherence	NA	27	
ALLIANCE HEALTH AT MARIE ESTHER	MARLBOROUGH	In adherence	NA	28	
ALLIANCE HEALTH AT MARINA BAY	QUINCY	Not in adherence	Core Competencies	27	
ALLIANCE HEALTH AT ROSEWOOD	PEABODY	In adherence	NA	28	
ALLIANCE HEALTH AT WEST ACRES	BROCKTON	In adherence	NA	28	
APPLE VALLEY CENTER	AYER	Not in adherence	Core Competencies	27	
ARMENIAN NURSING & REHAB. CTR.	BOSTON	In adherence	NA	26	
ATTLEBORO HEALTHCARE	ATTLEBORO	Not in adherence	Core Competencies	26	
BAKER KATZ SKILLED NURSING & REHAB CTR	HAVERHILL	In adherence	NA	25	
BAYPATH AT DUXBURY NURSING & REHAB	DUXBURY	In adherence	NA	27	
BAYPOINTE REHAB CENTER	BROCKTON	Not in adherence	Core Competencies	23	
BEAR HILL HEALTHCARE AND REHABILITATION CENTER	STONEHAM	Not in adherence	Core Competencies	21	
BEAR MOUNTAIN AT ANDOVER	ANDOVER	In adherence	NA	27	
BEAR MOUNTAIN AT READING	READING	In adherence	NA	28	
BEAR MOUNTAIN AT SUDBURY	SUDBURY	Not in adherence	Core Competencies and Total Score	13	
BEAR MOUNTAIN AT WEST SPRINGFIELD	WEST SPRINGFIELD	In adherence	NA	26	
BEAR MOUNTAIN AT WORCESTER	WORCESTER	Not in adherence	Core Competencies	23	
BEAUMONT REHAB & SKD NATICK	NATICK	In adherence	NA	28	
BEAUMONT REHAB & SKD NORTHBRIDGE	NORTHBRIDGE	Not in adherence	Core Competencies	25	
BEAUMONT REHAB & SKD WESTBOROUGH	WESTBOROUGH	In adherence	NA	28	
BELMONT MANOR NURSING HOME	BELMONT	Not in adherence	Core Competencies	26	
BELVIDERE HEALTHCARE CENTER	LOWELL	Not in adherence	Core Competencies	24	
BENJAMIN HEALTHCARE CENTER	BOSTON	In adherence	NA	25	
BERKELEY RETIREMENT HOME	LAWRENCE	In adherence	NA	27	
BERKSHIRE REHABILITATION & SKILLED CARE CENTER	SANDISFIELD	Not in adherence	Core Competencies	27	
BETHANY SKILLED NURSING FACILITY	FRAMINGHAM	In adherence	NA	26	
BLAIRE HOUSE LTCF MILFORD	MILFORD	In adherence	NA	27	
BLAIRE HOUSE LTCF TEWKSBURY	TEWKSBURY	Not in adherence	Core Competencies and Total Score	19	
BLAIRE HOUSE LTCF WORCESTER	WORCESTER	Not in adherence	Core Competencies	24	
BLUE HILLS HEALTH & REHAB	STOUGHTON	Not in adherence	Core Competencies	22	
BLUEBERRY HILL REHAB & HEALTHCARE CTR	BEVERLY	In adherence	NA	27	
BOSTON HOME	BOSTON	In adherence	NA	28	

Nursing Facility Audit Survey Results Date of Audit through 5/15/2020

Facility Name	City/Town	Overall Audit Determination	Reason For NonAdherence	Score	<div> <div></div>In adherence <div></div>Not in adherence </div>
BOSTONIAN NURSING CARE &REHABILITATION CTR, THE	BOSTON	Not in adherence	Core Competencies	27	
BOURNE MANOR EXT CARE FACILITY	BOURNE	In adherence	NA	24	
BRAINTREE MANOR HEALTHCARE	BRAINTREE	In adherence	NA	25	
BRANDON WOODS OF DARTMOUTH	DARTMOUTH	Not in adherence	Core Competencies	27	
BRANDON WOODS OF NEW BEDFORD	NEW BEDFORD	In adherence	NA	25	
BRENTWOOD REHAB &HEALTHCARE CTR	DANVERS	Not in adherence	Core Competencies	22	
BRIARWOOD REHAB &HEALTHCARE CTR	NEEDHAM	In adherence	NA	28	
BRIDGEWATER NURSING HOME	BRIDGEWATER	Not in adherence	Core Competencies	21	
BRIGHAM HEALTH &REHAB CENTER LLC	Null	In adherence	NA	28	
BRIGHTON HOUSE REHAB &NURSING CTR	BOSTON	In adherence	NA	28	
BROCKTON HEALTH CENTER	BROCKTON	Not in adherence	Core Competencies	25	
BROOKSIDE REHAB &HEALTHCARE CENTER	WEBSTER	In adherence	NA	27	
BRUSH HILL CARE CENTER	MILTON	Not in adherence	Core Competencies	26	
BUCKLEY-GREENFIELD HEALTHCARE CTR	GREENFIELD	In adherence	NA	28	
CAMBRIDGE REHAB &NURSING CTR	CAMBRIDGE	Not in adherence	Core Competencies	27	
CAMPION HEALTH &WELLNESS, INC	WESTON	In adherence	NA	26	
CAPE HERITAGE REHAB &HLTH CARE CTR	SANDWICH	In adherence	NA	27	
CAPE REGENCY REHAB &HLTH CARE CTR	BARNSTABLE	In adherence	NA	27	
CARDIGAN NURSING &REHABILITATION CTR	SCITUATE	In adherence	NA	27	
CARE ONE AT BROOKLINE	BROOKLINE	In adherence	NA	28	
CARE ONE AT CONCORD	CONCORD	Not in adherence	Core Competencies	26	
CARE ONE AT ESSEX PARK	BEVERLY	In adherence	NA	26	
CARE ONE AT HOLYOKE	HOLYOKE	Not in adherence	Core Competencies	26	
CARE ONE AT LEXINGTON	LEXINGTON	In adherence	NA	27	
CARE ONE AT LOWELL	LOWELL	Not in adherence	Core Competencies and Total Score	18	
CARE ONE AT MILLBURY	MILLBURY	In adherence	NA	28	
CARE ONE AT NEW BEDFORD	NEW BEDFORD	In adherence	NA	25	
CARE ONE AT NEWTON	NEWTON	In adherence	NA	27	
CARE ONE AT NORTHAMPTON	NORTHAMPTON	In adherence	NA	27	
CARE ONE AT PEABODY	PEABODY	Not in adherence	Core Competencies	25	
CARE ONE AT RANDOLPH	RANDOLPH	Not in adherence	Core Competencies	21	
CARE ONE AT REDSTONE	EAST LONGMEAD..	In adherence	NA	27	
CARE ONE AT WEYMOUTH	WEYMOUTH	In adherence	NA	28	
CARE ONE AT WILMINGTON	WILMINGTON	In adherence	NA	27	
CARLETON-WILLARD VILLAGE RETIREMENT &NURSING CTR	BEDFORD	In adherence	NA	24	
CARLYLE HOUSE	FRAMINGHAM	In adherence	NA	28	
CARVALHO GROVE HEALTH AND REHABILITATION CENTER	FALL RIVER	In adherence	NA	28	
CASA DE RAMANA REHABILITATION CENTER	FRAMINGHAM	In adherence	NA	28	
CATHOLIC MEMORIAL HOME	FALL RIVER	In adherence	NA	28	
CEDAR VIEW REHAB &HEALTHCARE CTR	METHUEN	In adherence	NA	25	
CEDARWOOD GARDENS	FRANKLIN	In adherence	NA	28	

Nursing Facility Audit Survey Results Date of Audit through 5/15/2020

Facility Name	City/Town	Overall Audit Determination	Reason For NonAdherence	Score	<div> <div></div> In adherence <div></div> Not in adherence </div>
CENTER FOR EXTENDED CARE AT AMHERST	AMHERST	In adherence	NA	28	
CHAPIN CENTER	SPRINGFIELD	In adherence	NA	28	
CHARLENE MANOR EXT. CARE FAC.	GREENFIELD	In adherence	NA	28	
CHESTNUT HILL OF EAST LONGMEADOW	EAST LONGMEAD..	In adherence	NA	28	
CHESTNUT WOODS REHAB &HEALTHCARE CTR	SAUGUS	Not in adherence	Core Competencies	23	
CHETWYNDE HEALTHCARE	NEWTON	In adherence	NA	25	
CHICOPEE REHABILITATION AND NURSING CENTER	CHICOPEE	In adherence	NA	27	
CHRISTOPHER HOUSE OF WORCESTER	WORCESTER	In adherence	NA	28	
CLIFTON REHABILITATIVE NURG. CTR	SOMERSET	In adherence	NA	26	
COLEMAN HOUSE	NORTHBOROUGH	In adherence	NA	27	
COLONY CENTER HEALTH &REHAB	ABINGTON	In adherence	NA	27	
CONTINUING CARE II AT BROOKSBY VILLAGE	PEABODY	In adherence	NA	26	
COPLEY AT STOUGHTON NURG.CARE CTR	STOUGHTON	Not in adherence	Core Competencies	22	
COUNTRY CENTER FOR HEALTH &REHAB	NEWBURYPORT	In adherence	NA	28	
COUNTRY GARDENS HEALTH &REHAB CENTER	SWANSEA	Not in adherence	Core Competencies	25	
COUNTRYSIDE HEALTH CARE OF MILFORD	MILFORD	In adherence	NA	28	
COURTYARD NURSING CARE CENTER	MEDFORD	Not in adherence	Core Competencies	27	
CRANEVILLE PLACE AT DALTON	DALTON	In adherence	NA	27	
D'YOUVILLE CENTER FOR ADVANCE THERAPY	LOWELL	Not in adherence	Core Competencies	24	
DAY BROOK VILLAGE SENIOR LIVING	HOLYOKE	In adherence	NA	28	
DEDHAM HEALTHCARE	DEDHAM	Not in adherence	Core Competencies	25	
DEN-MAR HEALTH AND REHABILITATION CENTER	ROCKPORT	Not in adherence	Core Competencies	26	
DEXTER HOUSE HEALTHCARE	MALDEN	In adherence	NA	28	
DWYER HOME	WEYMOUTH	In adherence	NA	28	
EAST LONGMEADOW SKILLED NURSING CENTER	EAST LONGMEAD..	In adherence	NA	26	
EASTPOINTE REHAB CENTER	CHELSEA	Not in adherence	Core Competencies	25	
ELAINE CENTER AT HADLEY	HADLEY	In adherence	NA	27	
ELIOT CENTER FOR HEALTH &REHABILITATION	NATICK	In adherence	NA	28	
ELIZABETH SETON	WELLESLEY	In adherence	NA	28	
ELLIS NURSING HOME (THE)	NORWOOD	Not in adherence	Core Competencies	23	
FAIRHAVEN HEALTHCARE CENTER	LOWELL	Not in adherence	Core Competencies	26	
FALL RIVER HEALTHCARE	FALL RIVER	Not in adherence	Core Competencies	27	
FALL RIVER JEWISH HOME, INC	FALL RIVER	In adherence	NA	26	
FARREN CARE CENTER	MONTAGUE	In adherence	NA	28	
FITCHBURG HEALTHCARE	FITCHBURG	In adherence	NA	28	
GARDEN PLACE HEALTHCARE	ATTLEBORO	In adherence	NA	28	
GARDNER REHABILITATION AND NURSING CENTER	GARDNER	Not in adherence	Core Competencies	21	
GERMAN CENTER FOR EXTENDED CARE	BOSTON	Not in adherence	Core Competencies	27	
GLEN RIDGE NURSING CARE CENTER	MEDFORD	Not in adherence	Core Competencies	26	
GLOUCESTER HEALTHCARE	GLOUCESTER	Not in adherence	Core Competencies	25	
GOVERNORS CENTER	WESTFIELD	Not in adherence	Core Competencies	27	

Nursing Facility Audit Survey Results

Date of Audit through 5/15/2020

Facility Name	City/Town	Overall Audit Determination	Reason For Non Adherence	Score	<div> <div></div>In adherence <div></div>Not in adherence </div>
GREENWOOD NURSING &REHABILITATION CENTER	WAKEFIELD	In adherence	NA	27	
GUARDIAN CENTER (THE)	BROCKTON	Not in adherence	Core Competencies	20	
HANCOCK PARK REHABILITATION AND NURSING CENTER	QUINCY	In adherence	NA	28	
HANNAH B G SHAW HOME FOR THE AGED	MIDDLEBOROUGH	In adherence	NA	27	
HANNAH DUSTON HEALTHCARE CENTER	HAVERHILL	In adherence	NA	27	
HARBOR HOUSE NURSING &REHABILITATION CENTER	HINGHAM	In adherence	NA	28	
HATHAWAY MANOR EXTENDED CARE	NEW BEDFORD	In adherence	NA	28	
HATHORNE HILL	DANVERS	Not in adherence	Core Competencies	23	
HEATHWOOD HEALTHCARE	NEWTON	In adherence	NA	28	
HELLENIC NURSING &REHABILITATION CENTER	CANTON	Not in adherence	Core Competencies	26	
HERITAGE HALL EAST	AGAWAM	Not in adherence	Core Competencies	26	
HERITAGE HALL NORTH	AGAWAM	In adherence	NA	28	
HERITAGE HALL SOUTH	AGAWAM	Not in adherence	Core Competencies	26	
HERITAGE HALL WEST	AGAWAM	Not in adherence	Core Competencies	24	
HERMITAGE HEALTHCARE (THE)	WORCESTER	In adherence	NA	28	
HIGHLANDS, THE	FITCHBURG	Not in adherence	Core Competencies	26	
HIGHVIEW OF NORTHAMPTON	NORTHAMPTON	In adherence	NA	27	
HOLDEN REHABILITATION &NURSING CENTER	HOLDEN	In adherence	NA	28	
HOLY TRINITY EASTERN ORTHODOX N &R CENTER	WORCESTER	In adherence	NA	28	
HOLYOKE HEALTHCARE CENTER	HOLYOKE	In adherence	NA	28	
HUNT NURSING &REHAB CENTER	DANVERS	Not in adherence	Core Competencies	24	
JEANNE JUGAN RESIDENCE	SOMERVILLE	In adherence	NA	25	
JEFFREY &SUSAN BRUDNICK CENTER FOR LIVING	PEABODY	In adherence	NA	28	
JESMOND NURSING HOME	NAHANT	Not in adherence	Core Competencies and Total Score	15	
JEWISH HEALTHCARE CENTER	WORCESTER	In adherence	NA	28	
JML CARE CENTER INC	FALMOUTH	In adherence	NA	28	
JOHN ADAMS HEALTHCARE CENTER	QUINCY	In adherence	NA	27	
JOHN SCOTT HOUSE NURSING &REHABILITATION CENTER	BRAINTREE	In adherence	NA	28	
JULIAN JLEVTTT FAMILY NURSING HOME	LONGMEADOW	In adherence	NA	28	
KATZMAN FAMILY CENTER FOR LIVING	CHELSEA	In adherence	NA	28	
KEYSTONE CENTER	LEOMINSTER	In adherence	NA	28	
KIMBALL FARMS NURSING CARE CENTER	LENOX	Not in adherence	Core Competencies	24	
LAFAYETTE REHABILITATION &SKILLED NURSING FACILITY	MARBLEHEAD	Not in adherence	Core Competencies	25	
LAKEVIEW HOUSE SKLD NRSG AND RESIDENTIAL CARE FAC	HAVERHILL	In adherence	NA	28	
LANESSA EXTENDED CARE	WEBSTER	In adherence	NA	28	
LAUREL RIDGE REHAB AND SKILLED CARE CENTER	BOSTON	In adherence	NA	26	
LEDGEWOOD REHABILITATION &SKILLED NURSING CENTER	BEVERLY	In adherence	NA	28	
LEE HEALTHCARE	LEE	Not in adherence	Core Competencies	26	
LEONARD FLORENCE CENTER FOR LIVING	CHELSEA	In adherence	NA	28	
LIBERTY COMMONS	CHATHAM	In adherence	NA	27	
LIFE CARE CENTER OF ACTON	ACTON	Not in adherence	Core Competencies	22	

Nursing Facility Audit Survey Results Date of Audit through 5/15/2020

Facility Name	City/Town	Overall Audit Determination	Reason For NonAdherence	Score	<div> <div></div> In adherence <div></div> Not in adherence </div>
LIFE CARE CENTER OF ATTLEBORO	ATTLEBORO	Not in adherence	Core Competencies	27	
LIFE CARE CENTER OF AUBURN	AUBURN	In adherence	NA	27	
LIFE CARE CENTER OF MERRIMACK VALLEY	BILLERICA	Not in adherence	Core Competencies	21	
LIFE CARE CENTER OF NASHOBA VALLEY	LITTLETON	In adherence	NA	26	
LIFE CARE CENTER OF PLYMOUTH	PLYMOUTH	In adherence	NA	28	
LIFE CARE CENTER OF RAYNHAM	RAYNHAM	In adherence	NA	26	
LIFE CARE CENTER OF STONEHAM	STONEHAM	Not in adherence	Core Competencies	26	
LIFE CARE CENTER OF THE NORTH SHORE	LYNN	In adherence	NA	27	
LIFE CARE CENTER OF THE SOUTH SHORE	SCITUATE	In adherence	NA	28	
LIFE CARE CENTER OF WEST BRIDGEWATER	WEST BRIDGEWA..	Not in adherence	Core Competencies	26	
LIFE CARE CENTER OF WILBRAHAM	WILBRAHAM	Not in adherence	Core Competencies	26	
LIGHTHOUSE NURSING CARE CENTER	REVERE	In adherence	NA	27	
LINDA MANOR EXTENDED CARE FACILITY	LEEDS	In adherence	NA	28	
LINDEN PONDS	HINGHAM	In adherence	NA	26	
LONGMEADOW OF TAUNTON	TAUNTON	In adherence	NA	28	
LOOMIS LAKESIDE AT REEDS LANDING	SPRINGFIELD	Not in adherence	Core Competencies	24	
LUTHERAN REHABILITATION & SKILLED CARE CENTER	WORCESTER	Not in adherence	Core Competencies	27	
LYDIA TAFT HOUSE	UXBRIDGE	Not in adherence	Core Competencies	26	
M I NURSING & RESTORATIVE CENTER	LAWRENCE	Not in adherence	Core Competencies and Total Score	18	
MADONNA MANOR NURSING HOME	NORTH ATTLEBO..	In adherence	NA	27	
MAPLES REHABILITATION & NURSING CENTER	WRENTHAM	In adherence	NA	26	
MAPLEWOOD REHAB AND NURSING	AMESBURY	In adherence	NA	28	
MARIAN MANOR	BOSTON	Not in adherence	Core Competencies	27	
MARIAN MANOR OF TAUNTON	TAUNTON	In adherence	NA	27	
MARISTHILL NURSING & REHABILITATION CENTER	WALTHAM	Not in adherence	Core Competencies	22	
MARLBOROUGH HILLS REHABILITATION & HLTH CARE CTR	MARLBOROUGH	Not in adherence	Core Competencies	26	
MARY ANN MORSE NURSING & REHABILITATION	NATICK	In adherence	NA	28	
MARY'S MEADOW AT PROVIDENCE PLACE	HOLYOKE	In adherence	NA	28	
MASCONOMET HEALTHCARE CENTER	TOPSFIELD	Not in adherence	Core Competencies	24	
MATTAPAN HEALTH & REHABILITATION CENTER	BOSTON	Not in adherence	Core Competencies	26	
MAYFLOWER PLACE NURSING & REHABILITATION CENTER	YARMOUTH	In adherence	NA	28	
MEADOW GREEN NURSING AND REHABILITATION CENTER	WALTHAM	In adherence	NA	28	
MEADOWS OF CENTRAL MASSACHUSETTS (THE)	LEICESTER	Not in adherence	Core Competencies	22	
MEDFORD REHABILITATION AND NURSING CENTER	MEDFORD	Not in adherence	Core Competencies	26	
MEDWAY COUNTRY MANOR SKILLED NURSING & REHABILITATION	MEDWAY	In adherence	NA	27	
MELROSE HEALTHCARE	MELROSE	Not in adherence	Core Competencies	23	
MERRIMACK VALLEY HEALTH CENTER	AMESBURY	Not in adherence	Core Competencies	21	
MILFORD CENTER	MILFORD	In adherence	NA	28	
MONT MARIE REHABILITATION & HEALTHCARE CENTER	HOLYOKE	Not in adherence	Core Competencies	25	
MOUNT CARMEL CARE CENTER	LENOX	In adherence	NA	28	
MOUNT SAINT VINCENT CARE CENTER	HOLYOKE	In adherence	NA	26	

Nursing Facility Audit Survey Results

Date of Audit through 5/15/2020

Facility Name	City/Town	Overall Audit Determination	Reason For Non Adherence	Score	<div> <div></div> In adherence <div></div> Not in adherence </div>
MT GREYLOCK EXTENDED CARE FACILITY	PITTSFIELD	In adherence	NA	28	
NEVASKET HEALTHCARE CENTER	MIDDLEBOROUGH	In adherence	NA	25	
NEVILLE CENTER AT FRESH POND FOR NURSING & REHAB	CAMBRIDGE	In adherence	NA	28	
NEVINS NURSING & REHABILITATION CENTER	METHUEN	Not in adherence	Core Competencies	27	
NEW BEDFORD JEWISH CONVALESCENT HOME, INC	NEW BEDFORD	In adherence	NA	26	
NEW ENGLAND HOMES FOR THE DEAF, INC	DANVERS	In adherence	NA	25	
NEW ENGLAND PEDIATRIC CARE	BILLERICA	In adherence	NA	25	
NEWTON WELLESLEY CENTER FOR ALZHEIMER'S CARE	WELLESLEY	In adherence	NA	27	
NORTH ADAMS COMMONS NURSING & REHABILITATION CENTER	NORTH ADAMS	In adherence	NA	28	
NORTH END REHABILITATION AND HEALTHCARE CENTER	BOSTON	In adherence	NA	28	
NORWOOD HEALTHCARE	NORWOOD	In adherence	NA	25	
NOTRE DAME LONG TERM CARE CENTER	WORCESTER	Not in adherence	Core Competencies	20	
OAK KNOLL HEALTHCARE CENTER	FRAMINGHAM	Not in adherence	Core Competencies	26	
OAKDALE REHABILITATION & SKILLED NURSING CENTER	WEST BOYLSTON	In adherence	NA	27	
OAKHILL HEALTHCARE	MIDDLEBOROUGH	In adherence	NA	28	
OAKS, THE	NEW BEDFORD	In adherence	NA	27	
ODD FELLOWS HOME OF MASSACHUSETTS	WORCESTER	Not in adherence	Core Competencies	26	
OUR ISLAND HOME	NANTUCKET	In adherence	NA	27	
OUR LADYS HAVEN OF FAIRHAVEN INC	FAIRHAVEN	Not in adherence	Core Competencies	25	
OVERLOOK MASONIC HEALTH CENTER	CHARLTON	In adherence	NA	28	
OXFORD REHABILITATION & HEALTH CARE CENTER, THE	HAVERHILL	In adherence	NA	27	
PALM SKILLED NRSING CR & CTR FOR REHAB EXCELLENCE	CHELMSFORD	Not in adherence	Core Competencies	25	
PALMER HEALTHCARE CENTER	PALMER	In adherence	NA	28	
PARK AVENUE HEALTH CENTER	ARLINGTON	Not in adherence	Core Competencies	26	
PARK PLACE REHABILITATION & SKILLED CARE CENTER	BOSTON	In adherence	NA	28	
PARKWAY HEALTH AND REHABILITATION CENTER	BOSTON	In adherence	NA	28	
PARSONS HILL REHABILITATION & HEALTH CARE CENTER	WORCESTER	Not in adherence	Core Competencies	22	
PAVILION, THE	BARNSTABLE	In adherence	NA	27	
PENACOOK PLACE, INC	HAVERHILL	Not in adherence	Core Competencies	23	
PHILLIPS MANOR NURSING HOME	LYNN	Not in adherence	Core Competencies	23	
PILGRIM REHABILITATION & SKILLED NURSING CENTER	PEABODY	In adherence	NA	27	
PINE KNOLL NURSING CENTER	LEXINGTON	In adherence	NA	27	
PLEASANT BAY OF BREWSTER REHAB CENTER	BREWSTER	In adherence	NA	28	
PLYMOUTH HARBORSIDE HEALTHCARE	PLYMOUTH	In adherence	NA	27	
PLYMOUTH REHABILITATION & HEALTH CARE CENTER	PLYMOUTH	In adherence	NA	26	
POET'S SEAT HEALTH CARE CENTER	GREENFIELD	In adherence	NA	28	
POPE NURSING HOME	WEYMOUTH	In adherence	NA	25	
PORT HEALTHCARE CENTER	NEWBURYPORT	In adherence	NA	27	
PRESCOTT HOUSE	NORTH ANDOVER	In adherence	NA	28	
PRESENTATION REHAB AND SKILLED CARE CENTER	BOSTON	Not in adherence	Core Competencies	25	
QUABBIN VALLEY HEALTHCARE	ATHOL	In adherence	NA	28	

Nursing Facility Audit Survey Results

Date of Audit through 5/15/2020

Facility Name	City/Town	Overall Audit Determination	Reason For NonAdherence	Score	<div> <div></div>In adherence <div></div>Not in adherence </div>
QUABOAG REHABILITATION & SKILLED CARE FACILITY	WEST BROOKFIELD	In adherence	NA	28	
QUEEN ANNE NURSING HOME, INC	HINGHAM	In adherence	NA	28	
QUINCY HEALTH AND REHABILITATION CENTER LLC	QUINCY	In adherence	NA	28	
REHABILITATION & NURSING CENTER AT EVERETT (THE)	EVERETT	Not in adherence	Core Competencies	25	
RESERVOIR CENTER FOR HEALTH & REHABILITATION, THE	MARLBOROUGH	Not in adherence	Core Competencies	26	
REVOLUTION CHARLWELL	NORWOOD	Not in adherence	Core Competencies	24	
REVOLUTION KIMWELL	FALL RIVER	Not in adherence	Core Competencies	25	
RIVER TERRACE REHABILITATION AND HEALTHCARE CTR	LANCASTER	In adherence	NA	28	
RIVERBEND OF SOUTH NATICK	NATICK	In adherence	NA	28	
RIVERCREST LONG TERM CARE	CONCORD	Not in adherence	Core Competencies	25	
ROYAL AT WAYLAND REHABILITATION & NURSING CENTER	WAYLAND	In adherence	NA	28	
ROYAL BRAINTREE NURSING AND REHABILITATION CENTER	BRAINTREE	In adherence	NA	27	
ROYAL CAPE COD NURSING & REHABILITATION CENTER	BOURNE	In adherence	NA	27	
ROYAL MEADOW VIEW CENTER	NORTH READING	In adherence	NA	26	
ROYAL MEGANSETT NURSING & REHABILITATION	FALMOUTH	In adherence	NA	28	
ROYAL NORWELL NURSING & REHABILITATION CENTER LLC	NORWELL	In adherence	NA	27	
ROYAL NURSING CENTER, LLC	FALMOUTH	Not in adherence	Core Competencies	26	
ROYAL OF COTUIT	MASHPEE	In adherence	NA	26	
ROYAL OF FAIRHAVEN NURSING CENTER	FAIRHAVEN	In adherence	NA	28	
ROYAL WOOD MILL CENTER	LAWRENCE	Not in adherence	Core Competencies	24	
SACHEM CENTER FOR HEALTH & REHABILITATION	EAST BRIDGEWATER	In adherence	NA	26	
SACRED HEART NURSING HOME	NEW BEDFORD	In adherence	NA	27	
SALEM REHAB CENTER	SALEM	In adherence	NA	28	
SANCTA MARIA NURSING FACILITY	CAMBRIDGE	In adherence	NA	28	
SARAH BRAYTON NURSING CARE CTR	FALL RIVER	In adherence	NA	28	
SAUGUS REHAB AND NURSING	SAUGUS	Not in adherence	Core Competencies	21	
SAVOY NURSING & REHAB CTR	NEW BEDFORD	In adherence	NA	25	
SEA VIEW CONVALESCENT AND NURSING HOME	ROWLEY	Not in adherence	Core Competencies	25	
SEACOAST NURSING & REHABILITATION CENTER INC	GLOUCESTER	In adherence	NA	27	
SERENITY HILL NURSING CENTER	WRENTHAM	In adherence	NA	27	
SEVEN HILLS PEDIATRIC CENTER	GROTON	In adherence	NA	28	
SHERRILL HOUSE	BOSTON	In adherence	NA	28	
SHREWSBURY NURSING & REHABILITATION CENTER	SHREWSBURY	Not in adherence	Core Competencies	21	
SIPPICAN HEALTHCARE CENTER	MARION	In adherence	NA	27	
SIXTEEN ACRES HEALTHCARE CENTER	SPRINGFIELD	In adherence	NA	27	
SKILLED NURSING FACILITY AT NORTH HILL (THE)	NEEDHAM	In adherence	NA	28	
SOMERSET RIDGE CENTER	SOMERSET	In adherence	NA	28	
SOUTH COVE MANOR NURSING & REHABILITATION CENTER	QUINCY	In adherence	NA	28	
SOUTH DENNIS HEALTHCARE	DENNIS	Not in adherence	Core Competencies	25	
SOUTHBRIDGE REHABILITATION & HEALTH CARE CENTER	SOUTHBRIDGE	Not in adherence	Core Competencies	27	
SOUTHEAST HEALTH CARE CENTER	EASTON	Not in adherence	Core Competencies	27	

Nursing Facility Audit Survey Results

Date of Audit through 5/15/2020

Facility Name	City/Town	Overall Audit Determination	Reason For Non Adherence	Score	<div> <div></div>In adherence <div></div>Not in adherence </div>
SOUTHPOINTE REHAB CENTER	FALL RIVER	In adherence	NA	28	
SOUTHSHORE HEALTHCARE CENTER	ROCKLAND	In adherence	NA	27	
SOUTHWOOD AT NORWELL NURSING CTR	NORWELL	In adherence	NA	25	
SPAULDING NURSING & THERAPY CENTER - BRIGHTON	BOSTON	In adherence	NA	27	
SPRINGSIDE REHABILITATION AND SKILLED CARE CENTER	PITTSFIELD	In adherence	NA	28	
ST CAMILLUS HEALTH CENTER	NORTHBRIDGE	Not in adherence	Core Competencies	27	
ST FRANCIS REHABILITATION & NURSING CENTER	WORCESTER	Not in adherence	Core Competencies	27	
ST JOSEPH MANOR HEALTH CARE INC	BROCKTON	In adherence	NA	27	
ST JOSEPH REHAB & NURSING CARE CENTER	BOSTON	In adherence	NA	27	
ST MARY HEALTH CARE CENTER	WORCESTER	In adherence	NA	28	
ST PATRICK'S MANOR	FRAMINGHAM	Not in adherence	Core Competencies	25	
STERLING VILLAGE	STERLING	In adherence	NA	27	
STONE REHABILITATION AND SENIOR LIVING	NEWTON	In adherence	NA	28	
STONEHEDGE HEALTH CARE CENTER	BOSTON	In adherence	NA	28	
SUDBURY PINES EXTENDED CARE	SUDBURY	In adherence	NA	27	
SUNNY ACRES NURSING HOME	CHELMSFORD	Not in adherence	Core Competencies	25	
SUTTON HILL CENTER	NORTH ANDOVER	Not in adherence	Core Competencies	25	
SWEET BROOK OF WILLIAMSTOWN REHABILITATION & N CTR	WILLIAMSTOWN	In adherence	NA	28	
THOMAS UPHAM HOUSE	MEDFIELD	In adherence	NA	28	
TIMBERLYN HEIGHTS NURSING AND REHABILITATION	GREAT BARRING..	In adherence	NA	28	
TIMOTHY DANIELS HOUSE	HOLLISTON	In adherence	NA	28	
TOWN AND COUNTRY HEALTH CARE CENTER	LOWELL	Not in adherence	Core Competencies and Total Score	18	
TREMONT HEALTH CARE CENTER	WAREHAM	Not in adherence	Core Competencies	25	
TWIN OAKS REHAB AND NURSING	DANVERS	Not in adherence	Core Competencies and Total Score	19	
VERO HEALTH & REHAB OF HAMPDEN	HAMPDEN	In adherence	NA	28	
VERO HEALTH & REHAB OF SOUTH HADLEY	SOUTH HADLEY	In adherence	NA	28	
VERO HEALTH & REHAB OF WILBRAHAM	WILBRAHAM	In adherence	NA	26	
VICTORIA HAVEN NURSING FACILITY	NORWOOD	In adherence	NA	27	
WACHUSETT MANOR	GARDNER	Not in adherence	Core Competencies	27	
WAKEFIELD CENTER	WAKEFIELD	In adherence	NA	28	
WALPOLE HEALTHCARE	WALPOLE	In adherence	NA	27	
WAREHAM HEALTHCARE	WAREHAM	In adherence	NA	26	
WATERTOWN HEALTH CENTER	WATERTOWN	In adherence	NA	25	
WATERVIEW LODGE LLC, REHABILITATION & HEALTHCARE	ASHLAND	Not in adherence	Core Competencies	21	
WEBSTER MANOR REHABILITATION & HEALTH CARE CENTER	WEBSTER	In adherence	NA	28	
WEBSTER PARK REHABILITATION AND HEALTHCARE CENTER	ROCKLAND	In adherence	NA	27	
WEDGEPIERE HEALTHCARE	TAUNTON	In adherence	NA	25	
WEST NEWTON HEALTHCARE	NEWTON	Not in adherence	Core Competencies	25	
WEST REVERE HEALTH CENTER	REVERE	Not in adherence	Core Competencies	24	
WEST ROXBURY HEALTH & REHABILITATION CENTER	BOSTON	Not in adherence	Core Competencies	26	
WEST SIDE HOUSE LTC FACILITY	WORCESTER	Not in adherence	Core Competencies and Total Score	18	

Nursing Facility Audit Survey Results
 Date of Audit through 5/15/2020

Facility Name	City/Town	Overall Audit Determination	Reason For NonAdherence	Score	<div> <div></div> In adherence <div></div> Not in adherence </div>
WESTBOROUGH HEALTHCARE	WESTBOROUGH	Not in adherence	Core Competencies	24	
WESTFIELD CENTER	WESTFIELD	In adherence	NA	27	
WESTFIELD GARDENS NURSING AND REHAB	WESTFIELD	Not in adherence	Core Competencies	23	
WESTFORD HOUSE	WESTFORD	In adherence	NA	26	
WHITTIER BRADFORD TRANSITIONAL CARE UNIT	HAVERHILL	In adherence	NA	28	
WHITTIER WESTBOROUGH TRANSITIONAL CARE UNIT	WESTBOROUGH	In adherence	NA	26	
WILLIAMSTOWN COMMONS NURSING & REHAB	WILLIAMSTOWN	Not in adherence	Core Competencies	27	
WILLIMANSETT CENTER EAST	CHICOPEE	In adherence	NA	27	
WILLIMANSETT CENTER WEST	CHICOPEE	In adherence	NA	27	
WILLOW MANOR	LOWELL	Not in adherence	Core Competencies	26	
WILMINGTON REHAB CENTER	WILMINGTON	In adherence	NA	28	
WINCHESTER NURSING CENTER, INC	WINCHESTER	In adherence	NA	28	
WINDEMERE NURSING & REHAB CTR ON MARTHAS VINEYARD	OAK BLUFFS	In adherence	NA	26	
WINDSOR NURSING & RETIREMENT HOME	YARMOUTH	Not in adherence	Core Competencies	25	
WINGATE AT CHESTNUT HILL	BROOKLINE	In adherence	NA	28	
WINGATE AT HARWICH	HARWICH	In adherence	NA	27	
WINGATE AT HAVERHILL	HAVERHILL	Not in adherence	Core Competencies and Total Score	17	
WINGATE AT NEEDHAM	NEEDHAM	Not in adherence	Core Competencies	23	
WINGATE AT NORTON	NORTON	In adherence	NA	28	
WINGATE AT SILVER LAKE	KINGSTON	In adherence	NA	27	
WINGATE AT WESTON	WESTON	Not in adherence	Core Competencies and Total Score	15	
WOBBURN NURSING CENTER, INC	WOBBURN	Not in adherence	Core Competencies and Total Score	17	
WORCESTER HEALTH CENTER	WORCESTER	Not in adherence	Core Competencies and Total Score	18	
WORCESTER REHABILITATION & HEALTH CARE CENTER	WORCESTER	Not in adherence	Core Competencies	25	



Assisted Living Residences With 2+ Known COVID Cases (1/4)

Data collected as of 5/27/2020 8:00am

Facility	County	Maximum Capacity	Number of confirmed cases ¹
Adelaide of Newton Centre	Middlesex County	61	<10
All American Assisted Living at Hanson	Plymouth County	96	>30
All American Assisted Living at Raynham	Bristol County	112	<10
All American Assisted Living at Wareham	Plymouth County	112	<10
All American Assisted Living at Wrentham	Norfolk County	122	10-30
Allerton House at Harbor Park	Plymouth County	78	<10
Allerton House at Proprietors Green	Plymouth County	110	<10
Allerton House at The Village at Duxbury	Plymouth County	36	10-30
Armbrook Assisted Living	Hampden County	84	>30
Artis Senior Living of Reading	Middlesex County	64	<10
Atria Fairhaven	Bristol County	91	10-30
Atria Longmeadow Place	Middlesex County	114	10-30
Atria Maplewood Place	Middlesex County	105	<10
Atria Marina Place	Norfolk County	130	<10
Atria Marland Place	Essex County	136	<10
Atria Merrimack Place	Essex County	139	10-30
Atria Woodbriar Place	Barnstable County	149	<10
Atrium at Faxon Woods	Norfolk County	60	10-30
Atrium at Veronica Drive	Essex County	62	10-30
Autumn Glen at Dartmouth	Bristol County	87	<10
Avita of Needham	Norfolk County	70	10-30
Bayberry at Emerald Court	Middlesex County	119	<10
Benchmark Senior Living at Clapboardtree	Norfolk County	115	10-30
Benchmark Senior Living at Forge Hill	Norfolk County	109	<10
Benchmark Senior Living at Robbins Brook	Middlesex County	89	10-30
Benchmark Senior Living at The Commons in Lincoln	Middlesex County	81	<10
Benchmark Senior Living at Woburn	Middlesex County	97	10-30
Bertram House of Swampscott	Essex County	70	<10
Billerica Crossings	Middlesex County	78	10-30
Blaire House at Tewksbury Assisted Living	Middlesex County	35	<10

Facility	County	Maximum Capacity	Number of confirmed cases ¹
Blaire House of Milford	Worcester County	50	<10
Bridges by EPOCH at Andover	Essex County	72	<10
Bridges by EPOCH at Hingham	Plymouth County	54	<10
Bridges by EPOCH at Pembroke	Plymouth County	54	10-30
Bridges by EPOCH at Sudbury	Middlesex County	54	>30
Bridges by EPOCH at Westford	Middlesex County	56	10-30
Bridges by EPOCH at Westwood	Norfolk County	72	<10
Brigham House	Middlesex County	62	<10
Brightview Arlington	Middlesex County	93	10-30
Brightview Canton	Norfolk County	69	<10
Brightview Concord River	Middlesex County	93	<10
Brightview Danvers	Essex County	84	10-30
Brightview of North Andover	Essex County	123	>30
Brightview Wakefield	Middlesex County	117	<10
Broadview	Worcester County	63	10-30
Brookdale Cape Cod	Barnstable County	118	10-30
Brookdale Cushing Park	Middlesex County	116	10-30
Brookdale Eddy Pond East	Worcester County	80	<10
Brookdale Eddy Pond West	Worcester County	111	<10
Brookdale Quincy Bay	Norfolk County	150	<10
Cadbury Commons	Middlesex County	80	>30
Cambridge Homes	Middlesex County	44	<10
Cape Cod Senior Residences at Pocasset	Barnstable County	60	10-30
Carmel Terrace	Middlesex County	76	<10
Carriage House at Lee's Farm	Middlesex County	63	10-30
Chestnut Knoll at Glenmeadow	Hampden County	34	<10
Chestnut Park at Cleveland Circle	Suffolk County	88	10-30
Christopher Heights of Attleboro	Bristol County	81	10-30
Christopher Heights of Belchertown	Hampshire County	95	<10
Christopher Heights of Worcester	Worcester County	80	10-30

1. Staff and residents

Note: This list includes Assisted Living Residences with at least 2 reported COVID-19 cases to date (staff and residents).

The number of cases for a facility relies on the amount of testing conducted; facilities not included on this list may have COVID-19 cases that have not yet been identified.

Some facilities have tested some or all residents only; some have also tested staff. A low number of cases may reflect that not all residents and staff have not been tested, not necessarily low prevalence

Source: Self-reported data from ALRs to Office of Elder Affairs



Assisted Living Residences With 2+ Known COVID Cases (2/4)

Data collected as of 5/27/2020 8:00am

Facility	County	Maximum Capacity	Number of confirmed cases ¹
Clifton Assisted Living Community	Bristol County	66	10-30
Cohen Florence Levine Estates	Suffolk County	69	<10
Coleman House	Worcester County	22	10-30
Compass on the Bay	Suffolk County	55	>30
Concord Park	Middlesex County	86	<10
Connemara Senior Living Campello	Plymouth County	109	<10
Cornerstone at Canton	Norfolk County	92	10-30
Cornerstone at Milford	Worcester County	90	10-30
Country Club Heights	Middlesex County	107	>30
Du Charme Estates Ltd.	Worcester County	18	<10
East Village Place	Hampden County	77	10-30
Elizabeth Calsey House	Essex County	14	10-30
Elizabeth Calsey House at Lions Mouth Road	Essex County	26	10-30
Evans Park at Newton Corner	Middlesex County	115	<10
Florence & Chafetz Home for Specialized Care	Suffolk County	36	<10
Forestdale Park Assisted Living	Middlesex County	59	<10
Gabriel House of Fall River	Bristol County	110	<10
Gery & Emil Eisenberg Residence	Worcester County	80	10-30
Glen at Grove Manor	Norfolk County	20	<10
Goddard House	Norfolk County	119	10-30
Golden Pond Assisted Living	Middlesex County	173	>30
Grove Manor Estates	Norfolk County	70	>30
Hampton Suites at Southgate	Worcester County	117	<10
Harbor Point at Centerville	Barnstable County	68	10-30
Harriett and Ralph Kaplan Estates	Essex County	133	10-30
Haverhill Crossings	Essex County	109	10-30
Hearthstone at Choate	Middlesex County	25	10-30
Hearthstone at New Horizons	Middlesex County	45	10-30
Heights Crossing	Plymouth County	107	>30
Heritage at Framingham	Middlesex County	102	<10

Facility	County	Maximum Capacity	Number of confirmed cases ¹
Heritage Woods	Hampden County	1115	<10
Herrick House	Essex County	90	10-30
Heywood Wakefield Commons	Worcester County	80	<10
John Bertram House	Essex County	27	<10
Landmark at Longwood	Suffolk County	107	<10
Landmark at Monastery Heights	Hampden County	120	10-30
Landmark at Ocean View	Essex County	91	>30
Laurelwood at The Pinehills	Plymouth County	83	<10
Leominster Crossings	Worcester County	82	<10
Life Care Center of Stoneham	Middlesex County	18	<10
Loomis Lakeside at Reeds Landing	Hampden County	15	<10
Maplewood at Brewster	Barnstable County	153	<10
Maplewood at Weston	Middlesex County	130	10-30
Marguerite's House	Essex County	106	<10
Mason Wright Assisted Living	Hampden County	99	>30
Methuen Village at Riverwalk Park	Essex County	95	10-30
Neville Place	Middlesex County	73	<10
New Horizons at Choate	Middlesex County	40	<10
New Horizons at Marlborough	Middlesex County	200	<10
New Pond Village	Norfolk County	34	<10
NewBridge on the Charles	Norfolk County	94	<10
Notre Dame du Lac	Worcester County	166	>30
Orchard Hill	Middlesex County	80	10-30
Orchard Valley of Wilbraham	Hampden County	66	<10
Plymouth Crossings	Plymouth County	70	>30
Providence House	Suffolk County	139	>30
Putnam Farm at Danvers	Essex County	84	>30
RiverCourt Residences	Middlesex County	66	10-30
Robbie's Place	Middlesex County	22	<10
Rogerson House	Suffolk County	68	<10

1. Staff and residents

Note: This list includes Assisted Living Residences with at least 2 reported COVID-19 cases to date (staff and residents).

The number of cases for a facility relies on the amount of testing conducted; facilities not included on this list may have COVID-19 cases that have not yet been identified.

Some facilities have tested some or all residents only; some have also tested staff. A low number of cases may reflect that not all residents and staff have not been tested, not necessarily low prevalence

Source: Self-reported data from ALRs to Office of Elder Affairs



Assisted Living Residences With 2+ Known COVID Cases (3/4)

Data collected as of 5/27/2020 8:00am

Facility	County	Maximum Capacity	Number of confirmed cases ¹
Ruggles Assisted Living	Suffolk County	43	<10
Ruth's House	Hampden County	82	<10
Scandinavian Living Center	Middlesex County	40	10-30
Seasons of Danvers	Essex County	55	<10
Shrewsbury Crossings	Worcester County	74	<10
Springhouse	Suffolk County	85	10-30
Stafford Hill Assisted Living	Plymouth County	89	10-30
Standish Village at Lower Mills	Suffolk County	108	>30
Stone Hill at Andover	Essex County	109	<10
Stonebridge at Burlington	Middlesex County	119	<10
Sunrise at Gardner Park	Essex County	62	<10
Sunrise of Arlington	Middlesex County	95	>30
Sunrise of Braintree	Norfolk County	79	10-30
Sunrise of Burlington	Middlesex County	126	10-30
Sunrise of Cohasset	Norfolk County	79	<10
Sunrise of Leominster	Worcester County	85	10-30
Sunrise of Lynnfield	Essex County	94	10-30
Sunrise of Norwood	Norfolk County	88	10-30
Sunrise of Wayland	Middlesex County	74	10-30
Sunrise of Weston	Middlesex County	34	<10
Susan Bailis Assisted Living Community	Suffolk County	136	<10
Tatnuck Park at Worcester	Worcester County	83	<10
The Arbors at Stoneham	Middlesex County	89	10-30
The Arbors at Stoughton	Norfolk County	91	>30
The Arbors at Taunton	Bristol County	87	>30
The Arbors at Westfield	Hampden County	90	10-30
The Branches of Framingham	Middlesex County	104	<10
The Branches of Marlboro	Middlesex County	104	10-30
The Branches of North Attleboro	Bristol County	104	<10
The Falls at Cordingly Dam	Middlesex County	93	>30

Facility	County	Maximum Capacity	Number of confirmed cases ¹
The Gables at Winchester	Middlesex County	141	<10
The Inn at Silver Lake	Plymouth County	93	10-30
The Linden at Danvers	Essex County	116	<10
The Linden at Dedham	Norfolk County	113	<10
The Parc at Harbor View Senior Living	Suffolk County	73	<10
The Reserve at East Longmeadow	Hampden County	126	<10
The Residence at Five Corners	Bristol County	90	<10
The Residence at Melrose Station	Middlesex County	92	<10
The Residence at Pearl Street	Middlesex County	89	10-30
The Residence at Valley Farm	Middlesex County	82	10-30
The Residence at Vinnin Square	Essex County	88	<10
The Rubin Home Assisted Living	Essex County	16	<10
The Saab Residence	Middlesex County	62	10-30
The Woodlands Inn at Edgewood	Essex County	40	<10
Traditions of Wayland	Middlesex County	81	10-30
Village at Willow Crossings	Bristol County	118	>30
Waltham Crossings	Middlesex County	112	>30
Waterstone at Wellesley	Norfolk County	52	<10
White Oak Cottages	Norfolk County	24	<10
Whitney Place at Natick	Middlesex County	106	10-30
Whitney Place at Northborough	Worcester County	83	<10
Whitney Place at Northbridge	Worcester County	30	<10
Whitney Place at Sharon	Norfolk County	91	10-30
Whitney Suites at Westborough	Worcester County	43	<10
Windrose at Weymouth	Norfolk County	53	10-30
Windrose at Woburn	Middlesex County	33	10-30
Windsor Place of Wilmington	Middlesex County	101	10-30
Wingate Residences at Boylston Place	Norfolk County	48	<10
Wingate Residences at Haverhill	Essex County	69	10-30
Wingate Residences at Needham	Norfolk County	101	>30

1. Staff and residents

Note: This list includes Assisted Living Residences with at least 2 reported COVID-19 cases to date (staff and residents).

The number of cases for a facility relies on the amount of testing conducted; facilities not included on this list may have COVID-19 cases that have not yet been identified.

Some facilities have tested some or all residents only; some have also tested staff. A low number of cases may reflect that not all residents and staff have not been tested, not necessarily low prevalence

Source: Self-reported data from ALRs to Office of Elder Affairs



Assisted Living Residences With 2+ Known COVID Cases (4/4)

Data collected as of 5/27/2020 8:00am

Facility	County	Maximum Capacity	Number of confirmed cases ¹
Wood Haven Senior Living	Middlesex County	58	10-30
Youville House Assisted Living Residence, Inc.	Middlesex County	143	10-30
Youville Place	Middlesex County	101	>30
Zelma Lacey House	Suffolk County	83	<10

1. Staff and residents

Note: This list includes Assisted Living Residences with at least 2 reported COVID-19 cases to date (staff and residents).

The number of cases for a facility relies on the amount of testing conducted; facilities not included on this list may have COVID-19 cases that have not yet been identified.

Some facilities have tested some or all residents only; some have also tested staff. A low number of cases may reflect that not all residents and staff have not been tested, not necessarily low prevalence

Source: Self-reported data from ALRs to Office of Elder Affairs



Daily nursing home, rest home, assisted living residence and EHS testing program

Data collected as of 5/26/2020

Mobile Testing Program Key Metrics

		Day before yesterday	Yesterday	Today (planned)
Mobile on-site testing for NH, RH, and ALRs	Daily facilities visited	0	2	3
	Total facilities visited to date	746	748	751
	Total unique facilities visited ¹	437	439	442
	Daily tests completed	0	262	119
	Total tests completed to date	46,930	47,192	47,273
EMS on-site testing at EHS facilities ¹	Daily facilities visited	5	5	
	Total facilities visited to date	1,707	1,707	
	Daily tests completed	32	0	
	Total tests completed to date	25,615	25,615	

¹ Data from prior days may change due to adjustments for data quality and data consistency



PPE Distribution by Recipient Type and Geography

Data as of 5/27/2020

Cumulative PPE distribution as of May 27, 2020
at 9:00am

	N95s/KN95s	Masks	Gowns	Gloves	Ventilators
PPE Distribution Summary – By Entity Type					
Nursing home/Senior living	366,965	835,700	111,564	774,800	-
Hospital	249,540	226,400	56,946	201,700	679
Community health center	71,050	96,100	19,229	90,900	-
Local Municipalities (e.g. Fire, Police, Public EMS)	466,768	381,946	147,457	1,402,422	-
Public safety (30-day supply)	167,325	-	-	-	-
EMS (Private)	35,380	42,300	2,548	57,600	-
Local BOH	15,205	47,100	1,326	56,800	-
State agency	95,765	431,936	106,836	2,349,580	-
Other (e.g. home and pediatric care)	245,617	1,093,298	130,664	2,163,892	-
Total distributions	1,713,615	3,154,780	576,570	7,097,694	679
PPE Distribution Summary – By Region					
Southeastern Massachusetts	354,094	643,835	121,174	1,198,208	79
Metro West	449,855	661,482	128,047	977,602	136
Western Massachusetts	259,107	467,597	73,949	467,930	60
Central Massachusetts	220,534	392,367	69,922	905,950	83
Metro Boston	157,158	234,150	43,206	646,892	204
Northeastern Massachusetts	186,775	339,663	40,604	614,332	117
State agency	86,092	415,686	99,668	2,286,780	-
Total distributions	1,713,615	3,154,780	576,570	7,097,694	679



PPE Distribution by Recipient Type and Geography

Data as of 5/27/2020

Region	Entity	N95s/KN95s	Masks	Gowns	Gloves	Ventilators
Massachusetts	Nursing home/Senior living	366,965	835,700	111,564	774,800	-
	Hospital	249,540	226,400	56,946	201,700	679
	Community health center	71,050	96,100	19,229	90,900	-
	Local municipalities ¹	466,768	381,946	147,457	1,402,422	-
	Public safety (30 day supply)	167,325	-	-	-	-
	EMS (Private)	35,380	42,300	2,548	57,600	-
	Local BOH	15,205	47,100	1,326	56,800	-
	State agency	95,765	431,936	106,836	2,349,580	-
	Other (e.g. home and pediatric care)	245,617	1,093,298	130,664	2,163,892	-
	Total	1,713,615	3,154,780	576,570	7,097,694	679
Southeastern Massachusetts	Nursing home/Senior living	85,820	179,500	30,956	230,600	-
	Hospital	58,800	42,800	11,240	55,000	79
	Community health center	11,150	17,400	485	12,400	-
	Local municipalities ¹	93,401	90,855	36,642	288,620	-
	Public safety (30 day supply)	37,800	-	-	-	-
	EMS (Private)	3,860	4,600	186	8,000	-
	Local BOH	2,460	6,000	396	16,400	-
	State agency	3,870	4,800	2,240	18,100	-
	Other (e.g. home and pediatric care)	56,933	297,880	39,029	569,088	-
	Total	354,094	643,835	121,174	1,198,208	79
Metro West	Nursing home/Senior living	106,810	198,000	29,230	189,900	-
	Hospital	62,620	29,400	18,774	43,200	136
	Community health center	30,440	14,350	9,354	14,000	-
	Local municipalities ¹	112,906	85,852	25,978	189,252	-
	Public safety (30 day supply)	42,785	-	-	-	-
	EMS (Private)	11,320	16,600	240	4,000	-
	Local BOH	1,800	15,500	160	9,200	-
	State agency	2,303	5,800	3,470	18,500	-
	Other (e.g. home and pediatric care)	78,871	295,980	40,841	509,550	-
	Total	449,855	661,482	128,047	977,602	136
Western Massachusetts	Nursing home/Senior living	53,360	146,350	19,202	90,600	-
	Hospital	36,160	62,300	10,004	-	60
	Community health center	6,880	16,100	2,066	20,600	-
	Local municipalities ¹	89,078	86,597	29,062	156,980	-
	Public safety (30 day supply)	33,015	-	-	-	-
	EMS (Private)	9,400	10,900	1,102	30,400	-
	Local BOH	2,805	11,600	300	5,000	-
	State agency	300	2,300	150	3,400	-
	Other (e.g. home and pediatric care)	28,109	131,450	12,063	160,950	-
	Total	259,107	467,597	73,949	467,930	60

Region	Entity	N95s/KN95s	Masks	Gowns	Gloves	Ventilators
Central Massachusetts	Nursing home/Senior living	51,900	123,000	12,834	102,200	-
	Hospital	23,120	13,600	5,106	2,200	83
	Community health center	9,980	26,250	2,698	16,000	-
	Local municipalities ¹	76,855	51,584	29,104	246,150	-
	Public safety (30 day supply)	14,450	-	-	-	-
	EMS (Private)	3,800	3,300	900	5,000	-
	Local BOH	1,700	7,000	90	11,000	-
	State agency	2,000	4,300	800	400	-
	Other (e.g. home and pediatric care)	36,729	163,333	18,390	523,000	-
	Total	220,534	392,367	69,922	905,950	83
Metro Boston	Nursing home/Senior living	23,370	72,950	8,006	40,300	-
	Hospital	39,110	45,500	9,580	89,700	204
	Community health center	9,960	18,700	4,230	22,900	-
	Local municipalities ¹	49,053	19,200	12,970	276,120	-
	Public safety (30 day supply)	6,455	-	-	-	-
	EMS (Private)	5,000	-	-	-	-
	Local BOH	3,720	1,000	300	6,000	-
	State agency	1,200	1,050	348	22,400	-
	Other (e.g. home and pediatric care)	19,290	75,750	7,772	189,472	-
	Total	157,158	234,150	43,206	646,892	204
Northeastern Massachusetts	Nursing home/Senior living	45,705	115,900	11,336	121,200	-
	Hospital	29,730	32,800	2,242	11,600	117
	Community health center	2,640	3,300	396	5,000	-
	Local municipalities ¹	45,475	47,858	13,701	245,300	-
	Public safety (30 day supply)	32,820	-	-	-	-
	EMS (Private)	2,000	6,900	120	10,200	-
	Local BOH	2,720	6,000	80	9,200	-
	State agency	-	-	400	-	-
	Other (e.g. home and pediatric care)	25,685	126,905	12,329	211,832	-
	Total	186,775	339,663	40,604	614,332	117
State agency	Nursing home/Senior living	-	-	-	-	-
	Hospital	-	-	-	-	-
	Community health center	-	-	-	-	-
	Local municipalities ¹	-	-	-	-	-
	Public safety (30 day supply)	-	-	-	-	-
	EMS (Private)	-	-	-	-	-
	Local BOH	-	-	-	-	-
	State agency	86,092	413,686	99,428	2,286,780	-
	Other (e.g. home and pediatric care)	-	2,000	240	-	-
	Total	86,092	415,686	99,668	2,286,780	-

Note: Total distributions include those from DPH and MEMA. Those state agencies which are not linked to specific geographies are tagged as state agencies. The "other" category includes all entities that cannot be classified as one of the 8 entity types

1. Includes police, fire, EMS



Department of Corrections on-site testing program

Data as of 5/26/2020 2:00pm

Facility	Population	Positives	Negatives	Inconclusive	Total
Mobile Testing at Massachusetts Correctional Institution – Framingham (MCI-F)	MCI-F inmates	37	64	6	107
	Southern Middlesex Correctional Center (SMCC) inmates	0	40	1	41
	Department of Corrections Staff	2	109	0	111
	Wellpath Staff	1	8	0	9
Mobile Testing at MA Treatment Center (MTC)	MTC Civil and State Inmates	73	360	31	464
	Department of Corrections Staff	5	217	0	222
	Wellpath Staff	0	13	0	13
	Bridgewater State Hospital /CCRS Staff	1	37	0	38
Mobile Testing at Massachusetts Correctional Institution – Shirley (MCI-S)	MCI-S Inmates	91	742	0	833
	Department of Corrections Staff	6	295	0	301
	Wellpath Staff	0	20	0	20
Mobile Testing at MA Treatment Center (MTC)	OCCC Proper Inmates	0	592	0	592
	ISOU/RU Patients at OCCC	1	29	0	30
	Bridgewater State Hospital Civil Commit Patients	1	72	2	75
	OCCC-Minimum Security Inmates	0	84	0	84
	Department of Corrections Staff	2	65	0	67
	Wellpath Staff	0	10	0	10
	Bridgewater State Hospital /CCRS Staff	0	39	1	40
Mobile testing at North Central Correctional Institution(NCCI) - Gardner	NCCI - Gardner Inmates	0	928	0	928
	Department of Corrections Staff	0	55	0	55
	Wellpath Staff	0	3	0	3
Mobile Testing at Massachusetts Correctional Institution – Concord (MCI-C)	MCI-Concord Inmates	0	581	0	581
	MCI-C and NECC DOC Staff	1	171	0	172
	MCI-C and NECC Wellpath Staff	0	24	0	24
Mobile Testing at Northeast Correctional Center (NECC)	NECC Inmates	0	149	0	149
Boston Pre-Release (BPR)	BPR Inmates	0	68	0	68
	DOC Staff	0	22	0	22
	Wellpath Staff	0	0	0	0
	MASAC Civils	2	35	2	39
Massachusetts Alcohol and Substance Abuse Center	DOC	0	6	0	6
	Wellpath/Contractors	9	58	0	67
	DOC MCI-S Staff	0	14	0	14
Mobile testing at Souza Baranowski Correctional Center	DOC SBCC Staff	1	98	0	99
	Wellpath Staff	0	17	0	17
	SBCC Inmates	2	677	0	679
	MCI-S Minimum Inmates	0	239	0	239