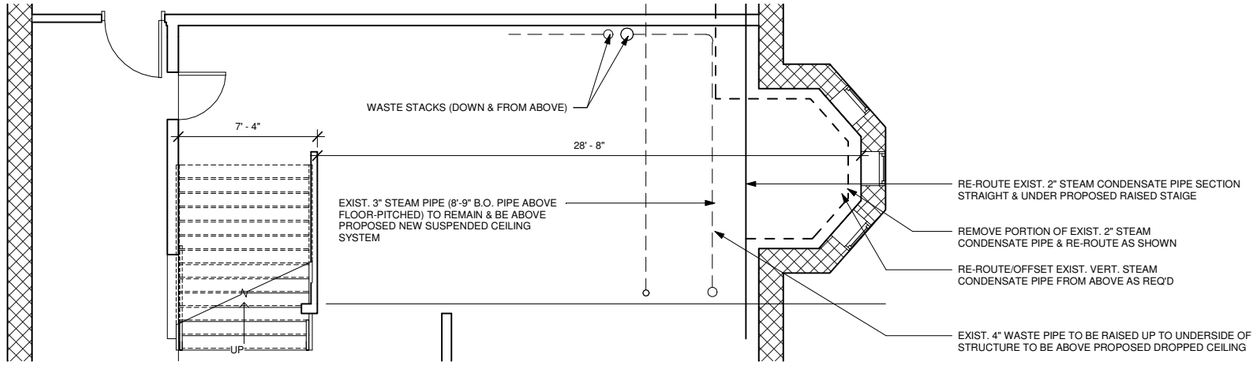

3 Proposed Utility Drawing
1/4" = 1'-0"

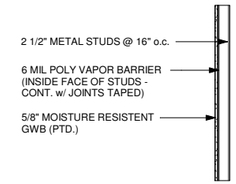

A20
2 1/2" STUD
5/8" GWB (ONE SIDE)

NOTE:
ALL STUDS SPANNING FROM FLOOR (EXIST. SLAB) TO UNDERSIDE OF STRUCTURE ABOVE TO HAVE DEFLECTION TRACKS INSTALLED @ THE TOP TRACK OF ALL STUDS WALL, TYP.

4 Partition Types
3/4" = 1'-0"

Door Schedule					
Type Mark	Family and Type	Frame Material	Width	Height	Comments
D1	Single-Flush: Solid Core 1 3/4"	HM	3' - 0"	7' - 0"	Hardware - Lock Set Coordinated w/ Clients; Closer w/ Hold Open Capability; Kick-Plates Both Sides; HM Frames Painted Adjacent Wall Color
D2	Door-Passage-Double-Flush: Door-Passage-Double-Flush Solid Core 1 3/4" Thick	HM	5' - 0"	5' - 5"	Hardware - Lock Set Coordinated w/ Clients; Kick-Plates Both Sides; HM Frame Painted Adjacent Wall Color

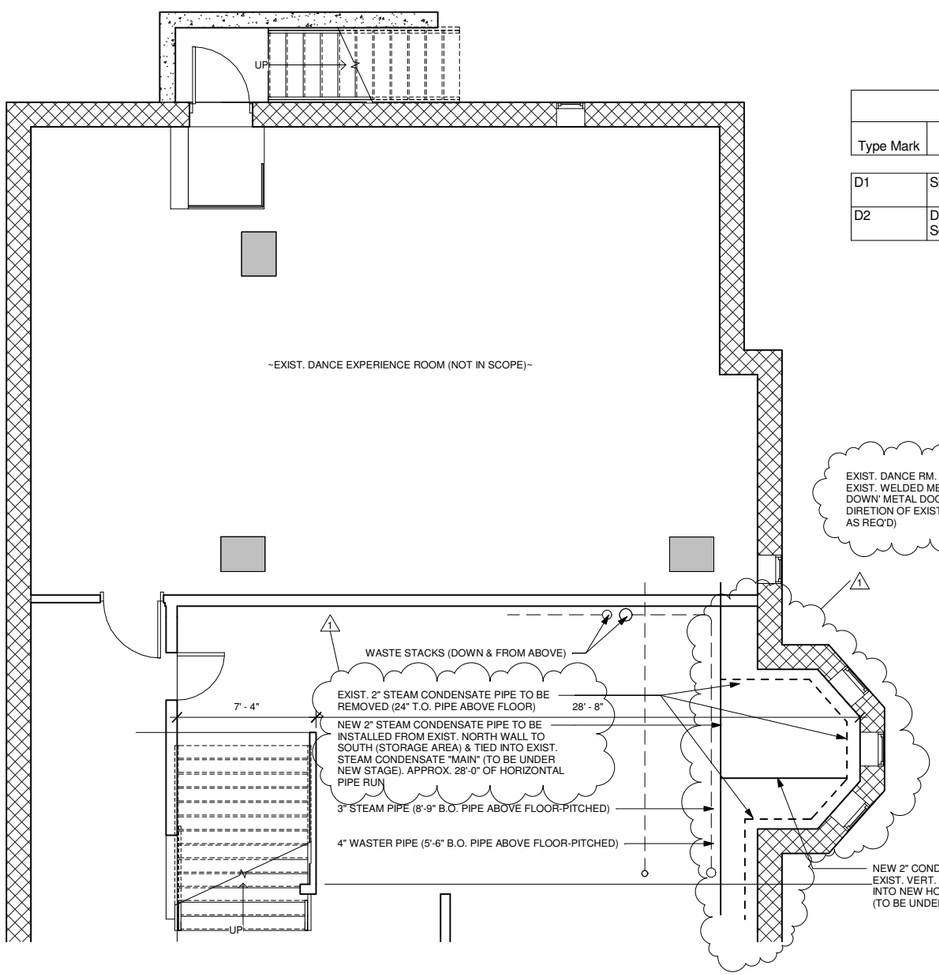

1 Exist. Utility Drawing
1/4" = 1'-0"

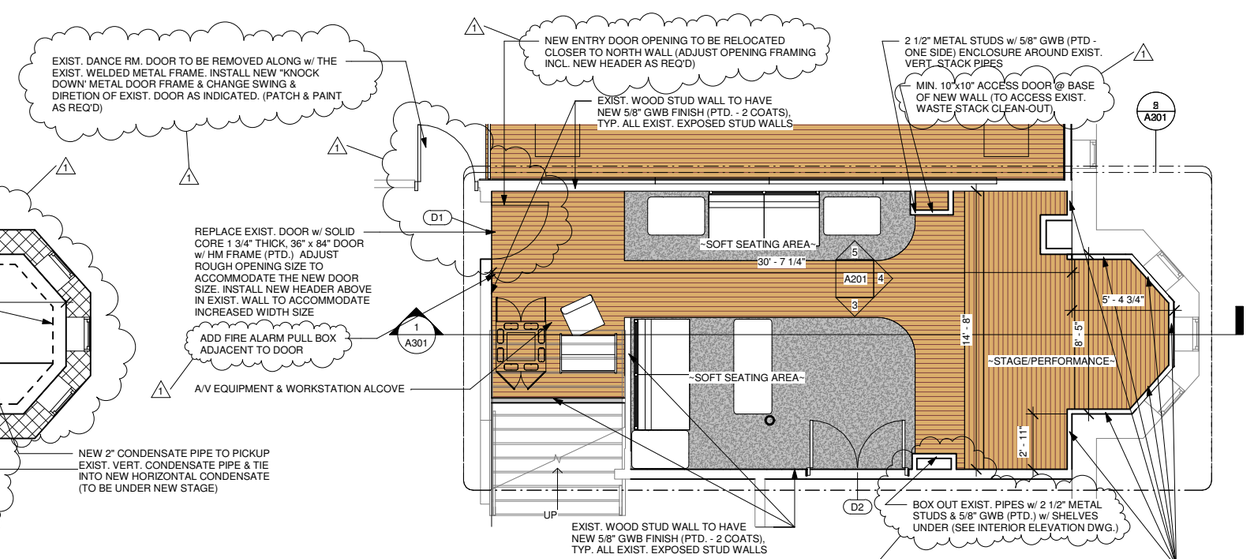

2 Basement Level (Dance Studio Setup)
1/4" = 1'-0"

mjh Architects

www.mjharchitects.com

Consultant
Address
Address
Phone
Fax
e-mail

No.	Description	Date
1	Addendum-1 Revisions	2/17/23

Milford Youth Center Construction Docs

24 Pearl Street, Milford, MA

Floor Plan, Exist Utility Plan

Project number	220125
Date	6/9/22
Drawn by	Author
Checked by	Checker

A100

Scale: As indicated

2/17/2023 10:35:51 AM

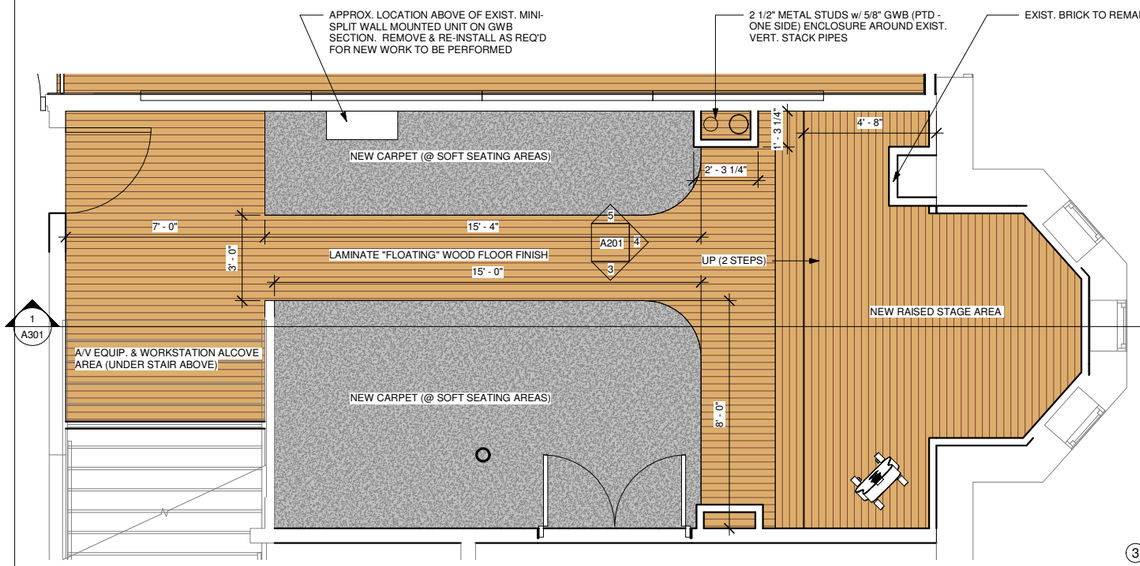

2 Enlarged Floor Plan
3/8" = 1'-0"

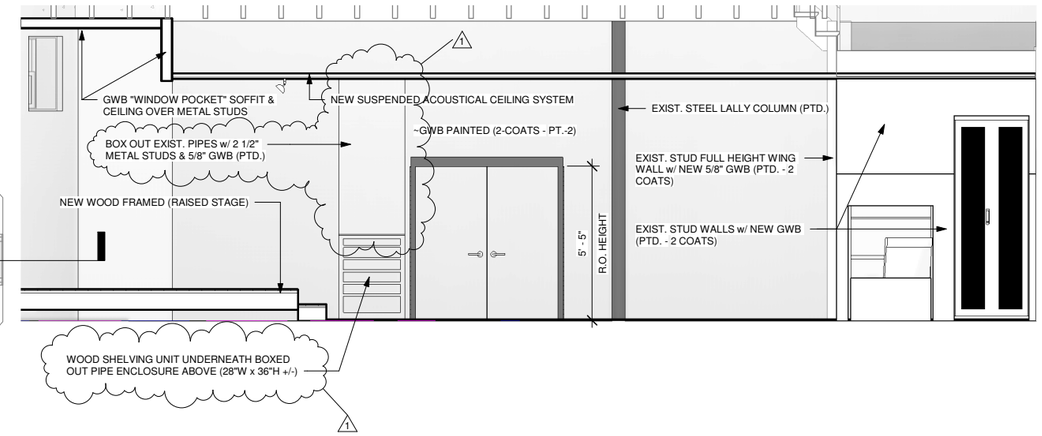

3 Elevation 1 - c
3/8" = 1'-0"

GENERAL REQUIREMENTS & NOTES:

- ANY EXIST. EQUIPMENT FIXTURES OR ASSOCIATES ELEMENTS PRESENT ON EXISTING WALLS, CEILING AREAS, ETC.. TO REMOVED & RE-INSTALLED OR REPLACED AS REQ'D
- ALL PARTITION WALLS & ENTIRE CEILING TO HAVE SOUND ATTENUATION BLANKETS & BATTS TO PREVENT SOUND TRANSMISSIONS TO ADJACENT SPACES. SPACES AROUND LIGHT SWITCHES, ELECTRICAL OUTLETS & ANY OTHER WALL OR CEILING PENETRATIONS TO BE SEALED TO PREVENT NOISE TRANSMISSION AS REQ'D
- ANY EXIST. "SUFACE MOUNTED" ELECTRICAL OUTLETS & SWITCHES TO BE REMOVED & RE-INSTALLED OR REPLACED WITH IN WALL BOXES. THE EXISTING SURFACE MOUNTED FIRE ALARM STROBE TO REMOVED & RE-INSTALLED ONCE THE NEW GWB FINISH IS APPLIED TO THE WALL.
- PATCH, REPAIR &/OR REPLACE ANY EXIST. DAMAGED STRUCTURE, SLAB OR EXTERIOR MASONRY/STONE WALLS AS REQ'D BEFORE NEW SCOPE OF WORK BEGINS.

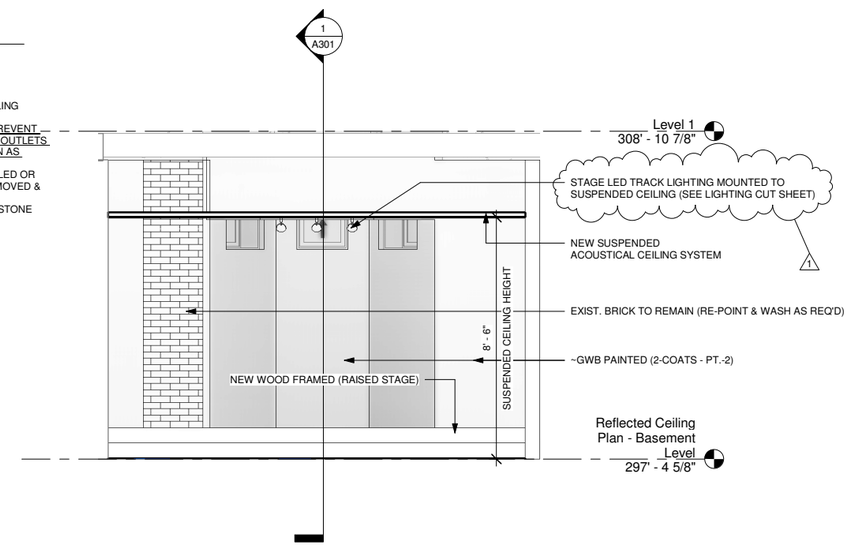

4 Elevation 1 - b
3/8" = 1'-0"

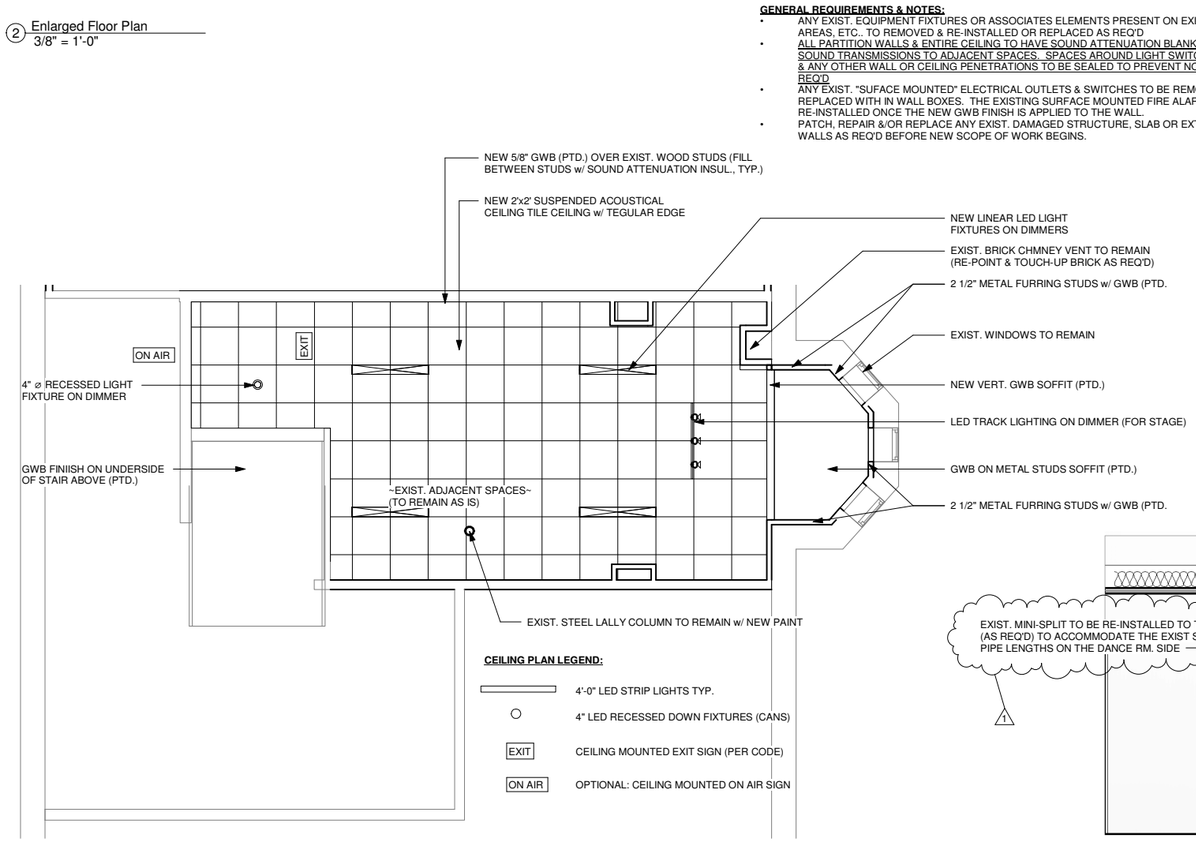

1 Reflected Ceiling Plan - Basement Level
1/4" = 1'-0"

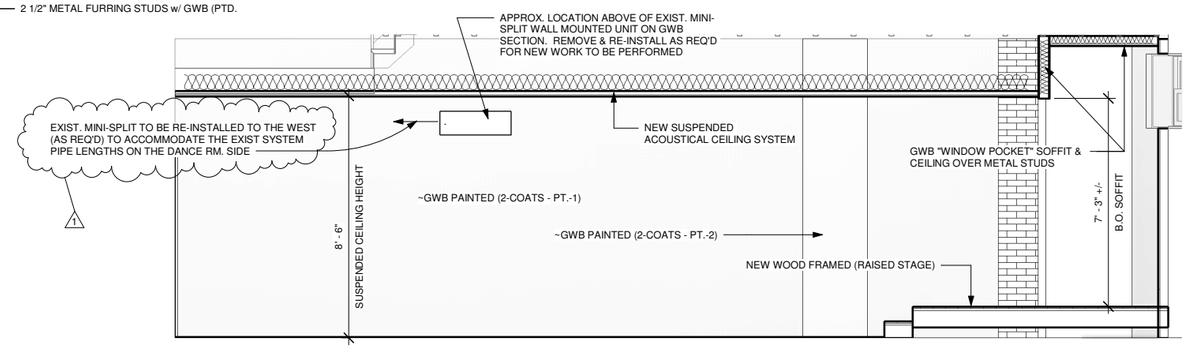

5 Elevation 3 - a
3/8" = 1'-0"

mjh Architects

www.mjharchitects.com

Consultant
Address
Address
Phone
Fax
e-mail

No.	Description	Date
1	Addendum-1 Revisions	2/17/23

Milford Youth Center
Construction Docs
24 Pearl Street, Milford, MA

Reflected Ceiling Plan & Interior Elevations

Project number	220125
Date	6/9/22
Drawn by	Author
Checked by	Checker

A201

Scale	As indicated

2/17/2023 10:35:56 AM

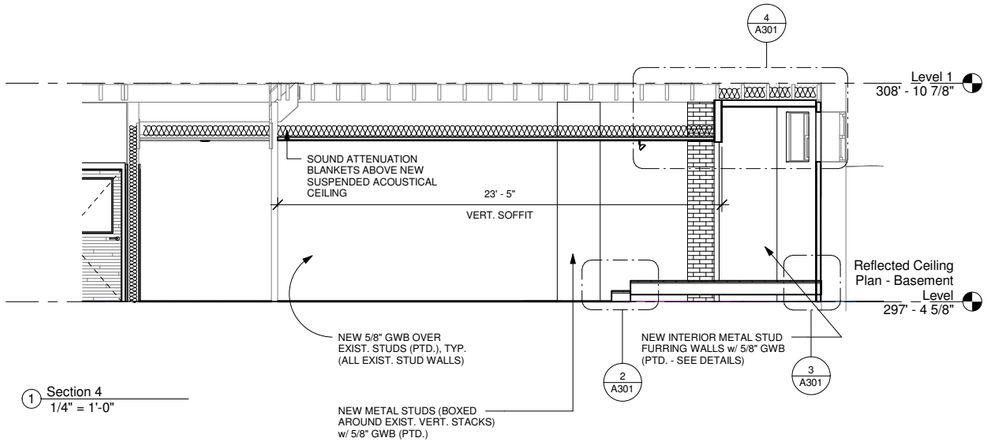

1 Section 4
1/4" = 1'-0"

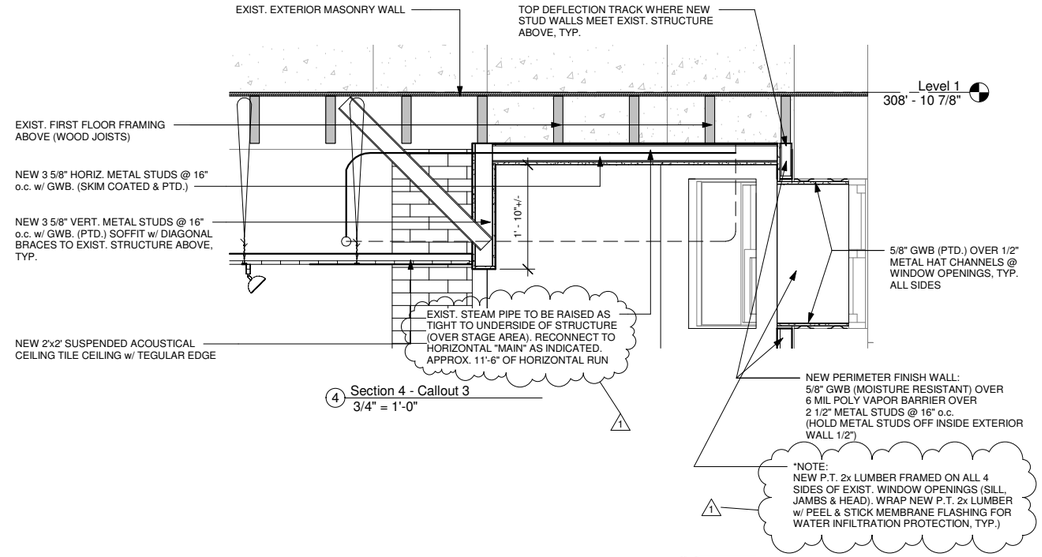

4 Section 4 - Callout 3
3/4" = 1'-0"

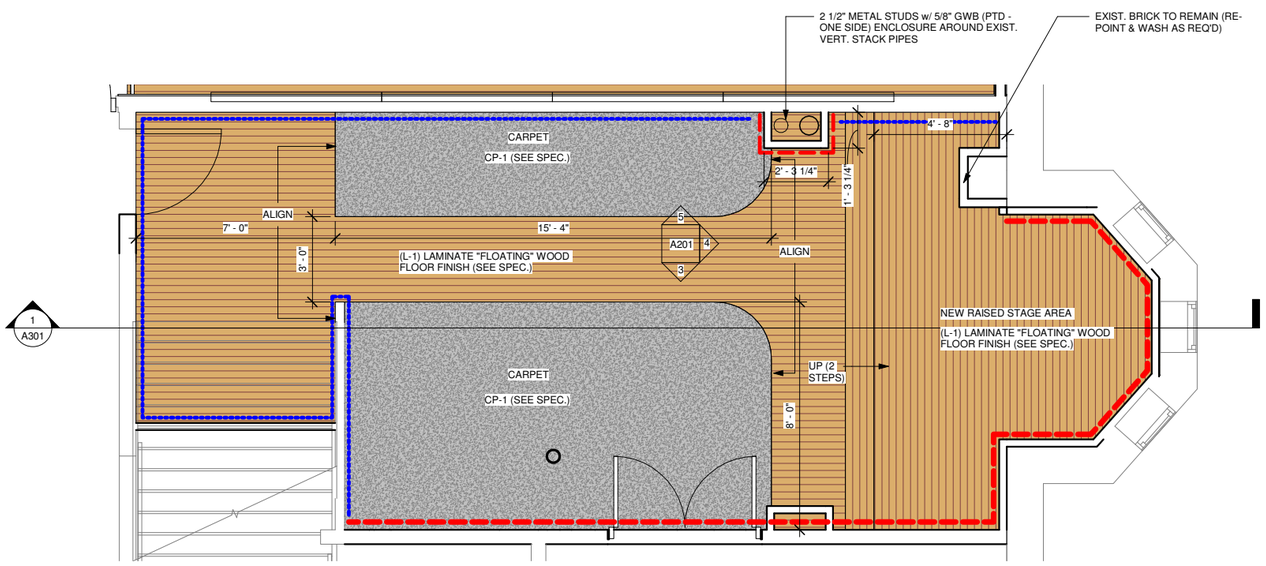

5 Enlarged Finishes Plan
3/8" = 1'-0"

FINISHES LEGEND:

PAINT LEGEND:

PT-2 (SEE SPEC.)

PT-1 (SEE SPEC.)

6 Paint Legend
1/4" = 1'-0"

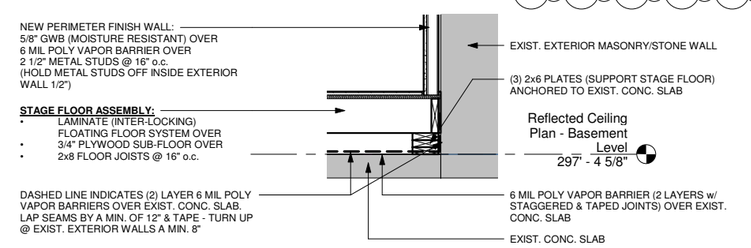

3 Section 4 - Callout 2
3/4" = 1'-0"

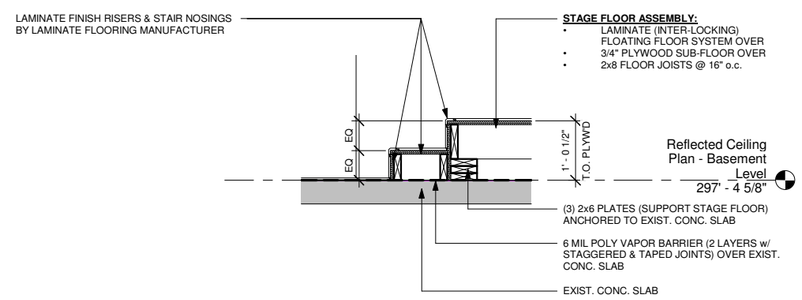

2 Section 4 - Callout 1
3/4" = 1'-0"

mjh Architects

www.mjharchitects.com

Consultant
Address
Address
Phone
Fax
e-mail

FULL SIZE DRAWINGS: 24"x36" SHEETS
HALF SIZE DRAWINGS: 11"x17" SHEETS

HALF SIZE DRAWINGS WILL RESULT IN LABELLED SCALES BEING HALF AS NOTED.

No.	Description	Date
1	Addendum-1 Revisions	2/17/23

Milford Youth Center Construction Docs

24 Pearl Street, Milford, MA

Sections,Details & Finishes Plan

Project number	220125
Date	6/9/22
Drawn by	Author
Checked by	Checker

A301

Scale	As indicated

2/17/2023 10:35:58 AM